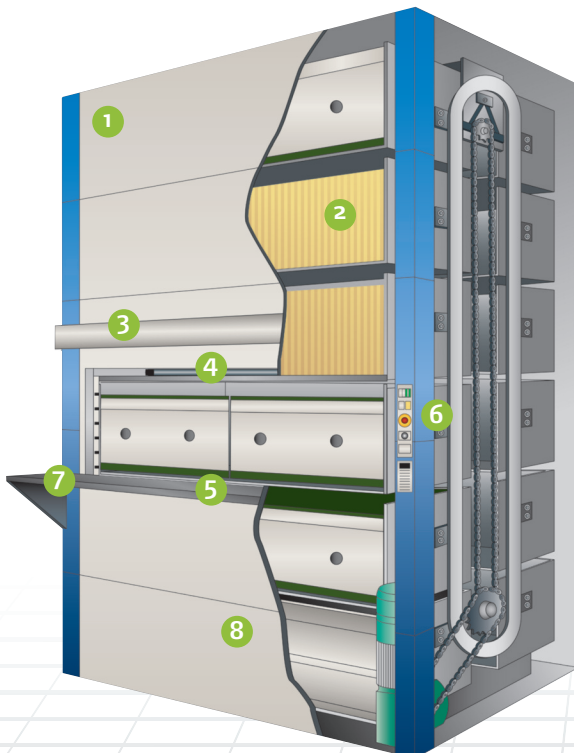


### Features

1. **High Density** - Presents up to 115 linear filing inches per shelf level saving up to 70% of the valuable floor space
2. **Flexible Storage Design** - From 8 to 31 carriers available
3. **Workstation** - An overhead task light for increased visibility
4. **Controlled Access** - Two-part locking security doors
5. **Range of Controls** - Multiple styles and levels of controls available from basic push button to PC integration
6. **Safety Features**
  - Full light curtain
  - Emergency Stop Button(s)
  - Two safety touch bars
7. **Ergonomic Operation** - Electric, mechanical, folding, fixed standing or seated work counter
8. **Match Any Decor** - Available in any RAL color combination\*
9. **Software Integration**- Can easily integrate software for file and item tracking, bar codes, color code labels and much more



\* upcharge may apply.

### Ergonomic Work Counter

Four choices of work counters: fixed, folding, mechanical or electric provides maximum flexibility to meet any organizations needs.



#### Fixed Work Counter

Configured in a seated or standing position from the factory.




#### Folding Work Counter

Configured in a seated or standing position from the factory, but can fold down instantly to provide more aisle space.



#### Mechanical Work Counter

The mechanical work counter is adjustable between the lowest seated height (29.5") and the highest standing height (39.4"). The operator can adjust the counter in two inch increments anywhere in between.



#### Electric Work Counter

One touch operation moves the electric work counter up and down between the seated position (30.3") and standing position (39.37") allowing the operator to stop the work counter anywhere in between.

The Lektriever Electric Lateral File ADA options meets or exceeds all requirements and guidelines as set forth by ADA. The ADA work counter meets the requirements for forward reach over an obstruction, knee clearance, maximum high forward reach, front approach and side approach.

# Specifications

**Safety Light Curtain** in the access opening. This will prevent a unit start when items are not properly stored in the unit, such as hanging of product or pull-out type carrier or drawer

An **Emergency Stop Button**

**Mechanical Safety Bars** (an integral part of the door assembly)

**Safety Switches** for lower front access panel, hand crank, opening and overheating motor

**Micro Switch** interrupts to prevent unit operation  
 if the door is not completely open  
 if maintenance access panel is not totally secure  
 if hand crank is in place

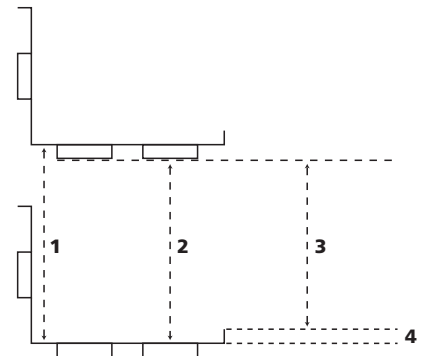
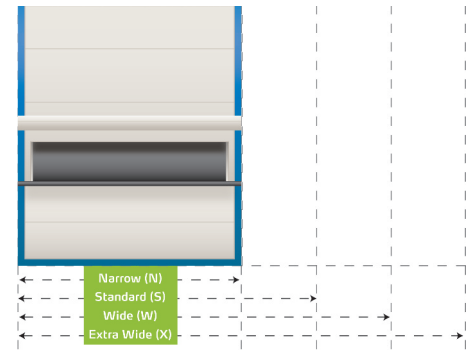
**Model 115** Ideal for floor space requirements with minimum depth.

**Model 120** A versatile model which is available in a wide variety of heights, widths and carrier options.

**Model 125** Ideal for low ceiling and standard filing applications.

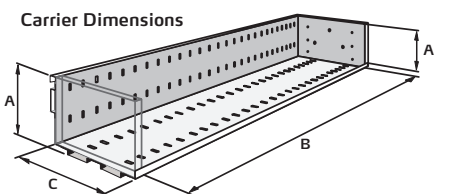
## Lektriever® Electric Lateral Files

Model	115	120	125
<b>Unit Width:</b>			
Narrow	.71.26" [1810mm]	.76.58" [1945mm]	.83.86" [83.86mm]
Standard	.100.78" [2560mm]	.100.78" [2560mm]	.103.54" [2630mm]
Wide	.116.02" [2947mm]	.116.02" [2947mm]	.116.02" [2947mm]
Extra Wide	.128.70" [3269mm]	.128.70" [3269mm]	.128.70" [3269mm]
<b>Unit Depth:</b> (excludes work counter dimensions)	.36.42" [925mm]	.45.47" [1155mm]	.47.32" [1202mm]
<b>Carrier Capacity:</b> (maximum load)	.330 lbs [150kg]	.330 lbs [150kg]	.308 lbs [140kg]
<b>Carrier Width:</b>			
Narrow	.57.09" [1450mm]	.62.00" [1575mm]	.69.68" [1770mm]
Standard	.86.61" [2200mm]	.86.61" [2200mm]	.89.37" [2270mm]
Wide	.101.85" [2587mm]	.101.85" [2587mm]	.101.85" [2587mm]
Extra Wide	.114.53" [2909mm]	.114.53" [2909mm]	.114.53" [2909mm]
<b>Carrier Pitch:</b>	.10", 11", 12", 14"	.10", 11", 12", 13", 14", 15", 16"	.11"
<b>Noise Level:</b>	<60db [A]	<60db [A]	<61db [A]
<b>Average Power Consumption:</b>	.1.2 KVA	.2.0KVA	.2.0KVA
<b>Max. Power Consumption:</b>	.3.0 KVA	.2.0KVA	.2.0KVA



Carrier End View

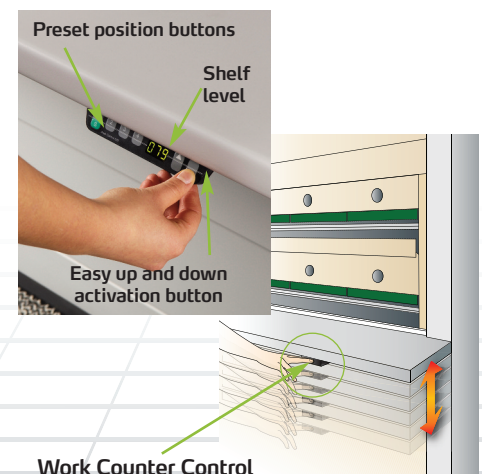
- 1. Pitch
- 2. Inside Height
- 3. Usable Clear Height
- 4. Front Lip



A = Clear Height B = Clear Width C = Clear Depth

## All Models

<b>Required Room Height = Unit Height +</b>	0.79" [20mm]
<b>Work Counter Height:</b>	
Standing	39.37" [1000mm]
Seated	29.53" [750mm]
Adjustable [electrical or mechanical adjustable option]	
<b>Work Counter Depth:</b>	11.82" [300mm]
<b>Work Counter Depth for ADA:</b>	
Standard ADA	11.02" [280mm]
<b>Access Opening Height:</b>	
19.41" [493mm] — with standing work counter height	
29.25" [743mm] — with seated work counter height	
<b>Stop Tolerance at Balanced Load:</b>	+/- 0.59" [15mm]
<b>Drive, Gear Motor</b>	AC – Gear Motor = 1.5 kva
<b>Power Supply</b>	110V / 1-/60 hz



## Standard Carrier Clear Widths

### Model 115

Narrow (N)	57.09 in.
Standard (S)	86.61 in.
Wide (W)	101.85 in.
Extra Wide (X)	114.53 in.

### Model 120

Narrow (N)	62.00 in.
Standard (S)	86.61 in.
Wide (W)	101.85 in.
Extra Wide (X)	114.53 in.

### Model 125

Narrow (N)	69.68 in.
Standard (S)	89.37 in.
Wide (W)	101.85 in.
Extra Wide (X)	114.53 in.

## Model 115

10" Carrier Pitch	Widths, N, S, W, X	11" Carrier Pitch	Widths, N, S, W, X	12" Carrier Pitch	Widths, N, S, W, X	14" Carrier Pitch	Widths, N, S, W, X
Carriers	Unit Height In.	Carriers	Unit Height In.	Carriers	Unit Height In.	Carriers	Unit Height In.
9	-	9	-	9	-	9	86.61
10	-	10	-	10	-	10	92.52
11	-	11	-	11	86.61	11	100.39
12	-	12	86.61	12	92.52	12	106.30
13	86.61	13	90.55	13	98.43	13	114.17
14	88.58	14	96.46	14	104.33	14	120.08
15	94.49	15	102.36	15	110.24	15	127.95
16	98.43	16	108.27	16	116.14	16	135.83
17	104.33	17	114.17	17	122.05	17	141.73
18	108.27	18	118.11	18	129.92	-	-
19	114.17	19	124.02	19	135.83	-	-
20	118.11	20	129.92	20	141.73	-	-
21	124.02	21	135.83	-	-	-	-
22	129.92	22	141.73	-	-	-	-
23	133.86	23	145.67	-	-	-	-
24	139.76	-	-	-	-	-	-
25	143.70	-	-	-	-	-	-

## Model 125

11" Carrier Pitch	Widths, N, S, W, X
Carriers	Unit Height In.
11	79.72
12	84.65
13	90.55
14	95.47
15	101.38
16	107.28
17	113.19
18	118.11
19	124.02
20	128.94
21	134.84
22	140.75
-	-
-	-
-	-
-	-
-	-

## Model 120

10" Carrier Pitch	Widths, N, S, W, X	11" Carrier Pitch	Widths, N, S, W, X	12" Carrier Pitch	Widths, N, S, W, X	13" Carrier Pitch	Widths, N, S, W, X	14" Carrier Pitch	Widths, N, S, W, X	15" Carrier Pitch	Widths, N, S, W, X	16" Carrier Pitch	Widths, N, S, W, X
Carriers	Unit Height In.	Carriers	Unit Height In.	Carriers	Unit Height In.	Carriers	Unit Height In.	Carriers	Unit Height In.	Carriers	Unit Height In.	Carriers	Unit Height In.
14	90.55	12	88.58	12	94.49	10	88.58	10	94.49	9	92.52	8	90.55
15	96.46	13	94.49	13	100.39	11	94.49	11	102.36	10	100.39	9	98.43
16	100.39	14	98.43	14	106.30	12	102.36	12	108.27	11	108.27	10	106.30
17	106.30	15	104.33	15	112.20	13	108.27	13	116.14	12	116.14	11	114.17
18	110.24	16	110.24	16	120.08	14	114.17	14	122.05	13	124.02	12	122.05
19	116.14	17	116.14	17	125.98	15	122.05	15	129.92	14	129.92	13	129.92
20	122.05	18	122.05	18	131.89	16	127.95	16	135.83	15	137.80	14	137.80
21	125.98	19	125.98	19	137.80	17	133.86	17	143.70	16	145.67	-	-
22	131.89	20	131.89	20	143.70	18	141.73	-	-	-	-	-	-
23	135.83	21	137.80	-	-	-	-	-	-	-	-	-	-
24	141.73	22	143.70	-	-	-	-	-	-	-	-	-	-
25	145.67	-	-	-	-	-	-	-	-	-	-	-	-

## Linear Filing Inches By Application Per Carrier

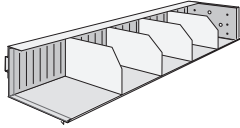
Model	115N	115S	115W	115X	120N	120S	120W	120X	125N	125S	125W	125X
Letter Lateral	57	86	101	114	62	86	101	114	69	88	101	114
Legal Lateral	-	-	-	-	62	86	101	114	69	88	101	114
Letter Tray	44	67	89	100	72	86	115	130	72	101	115	130
Legal Tray	33	56	67	78	58	72	86	101	58	72	86	101
Letter Hanging Tray	44	67	78	89	58	86	101	115	-	-	-	-
Legal Hanging Tray	33	56	67	78	43	72	86	101	-	-	-	-
Letter Hanging Carrier	-	-	-	-	-	-	-	-	-	86	100	114
Legal Hanging Carrier	-	-	-	-	-	-	-	-	-	71	86	NA
Letter File Drawer Carrier	-	-	-	-	-	-	-	-	-	97	111	125
Legal File Drawer Carrier	-	-	-	-	-	-	-	-	-	69	83	97
5 x 3 Tray	111	178	211	233	158	230	274	317	187	245	274	302
6 x 4 Tray	100	144	178	200	144	187	230	259	158	202	230	259
Aperture/Tab Tray	78	122	144	167	115	158	187	216	130	158	187	216
8 x 5 Tray	67	111	133	144	101	144	173	187	115	144	173	187
8 x 8 Fingerprint	67	111	122	144	101	144	158	187	115	144	158	187
Voter Registration	67	100	122	133	86	130	158	173	101	130	158	173
Binder - Letter/Legal	57	86	101	114	62	86	101	114	-	-	-	-

Formula for total LFI=LFI/Carrier x Number of Carriers

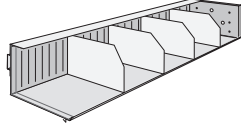
\*\*All LFI is based on single tier application. For units with multiple tiers multiply the LFI x number of tiers per carrier.

## Multiple Filing & Storage Configurations

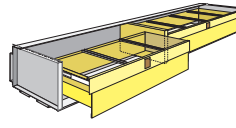
A wide range of carrier configurations give the KardexRemstar ELF unmatched flexibility in handling multi-media storage and retrieval requirements.



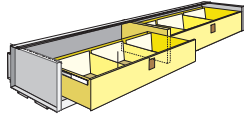
**Lateral Carrier (letter/legal folders)**  
Lateral carrier for letter or legal side tab with adjustable or fixed position dividers.



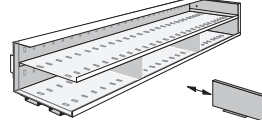
**Tray Carrier with 60° Lip (folder/cards/trays)** Divided for letter and legal trays.



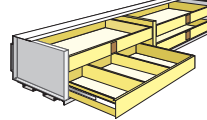
**Hanging Frame Carrier (letter/legal folders)** Roll out drawers for suspended letter and legal folders.



**Roll Out Drawer Carrier (letter/legal folders with top tabs)**  
Roll out drawers for letter and legal folders with top tab index.



**Tiered Multi Purpose Carrier**  
Tiered Universal Carriers are ideal for trays, cartons and boxed goods and totes.



**Multi-Media Roll Out Drawers**  
A carrier's full height may be divided with multiple roll out drawers for fast and easy access.



**Security (valuable or sensitive material)**



**Forms & Publications**

Carrier Description	Carrier Depth	Clear Height / Pitch						
		10"	11"	12"	13"	14"	15"	16"
<b>Letter Lateral</b>								
Model 115	12.67"	9.44"	10.43"	10.78"	—	12.79"	—	—
Model 120	13.77"	9.44"	10.43"	—	—	—	—	—
Model 125	12.67"	—	10.23"	—	—	—	—	—
<b>Legal Lateral</b>								
Model 120	15.19"	8.81"	9.80"	10.79	11.81	12.79	13.82"	—
Model 125	15.19"	—	10.23"	—	—	—	—	—
<b>Drawer Letter Size Folders</b>								
Model 125	13.97"	—	10.19"	—	—	—	—	—
<b>Drawer Legal Size Folders</b>								
Model 125	13.97"	—	10.19"	—	—	—	—	—

Carrier Description	Carrier Depth	Folder Height / Pitch						
		10"	11"	12"	13"	14"	15"	16"
<b>Letter Hanging Frame</b>								
Model 125	14.37"	—	10.23"	—	—	—	—	—
<b>Legal Hanging Frame</b>								
Model 125	14.37"	—	10.23"	—	—	—	—	—

Multipurpose and Tray Carrier	Carrier Depth	Pitch							
		10"		11"		12"		16"	
		Clear Height Open	Clear Height w/One Shelf	Clear Height Open	Clear Height w/One Shelf	Clear Height Open	Clear Height w/One Shelf	Clear Height Open	Clear Height w/One Shelf
Model 115	12.67"	8.62"	4.06"	9.61"	4.53"	10.59"	5.00"	—	—
Model 120	16.10"	8.62"	4.06"	9.61"	4.53"	10.59"	5.00"	—	—
Model 125	15.19"	-	-	9.61"	4.53"	-	-	—	—
		13"		14"		15"		16"	
		Clear Height Open	Clear Height w/One Shelf	Clear Height Open	Clear Height w/One Shelf	Clear Height Open	Clear Height w/One Shelf	Clear Height Open	Clear Height w/One Shelf
Model 115	12.67"	-	-	12.36"	6.02"	-	-	-	-
Model 120	16.10"	11.61"	5.55"	12.36"	6.02"	13.62"	6.57"	14.61"	7.05"

## Controllers and Interface

### T-O Matchbox

- With flexible cable and magnet-fixing
- For variable positioning

### Keyboard T-O

- Up and down keys for manual rotation (carrier selection)
- 3-digit LED self level display
- Numeric keypad for carrier selection via shortest route
- Start/restart, stop interrupt buttons
- System error indication

### Keyboard T3-LCD

- Carrier selection, max. input: 3 digits
- Position selection, max. input: 2 digits
- Depth position selection, max. input: 1 digit
- Quantity display, max. input: 6 digits
- Manual buffer, max. input: 40 data lines
- Review and correction of the manually stored information
- Direct definition of carrier number
- Recall quantity corrections via host
- EDP host call up (remote in/output)

### Computer Interface

- Computer interface GS205B RS-232 R-422

T 88 - For connection to host systems for computer-controlled applications

Kardex Remstar, LLC  
41 Eisenhower Drive, Westbrook, ME 04092  
800-639-5805 www.KardexRemstar.com info@kardexremstar.com