

BREATHING AIR CATALOG

High-Pressure Systems for Safety & Sports Applications



WORLDWIDE

QUALITY

INNOVATION

RELIABILITY



Contract#
GS-07F-195GA





GLOBAL PRESENCE WITH LOCAL SUPPORT

MISSION STATEMENT

Our mission at BAUER COMPRESSORS INC. is to provide the highest quality products and solutions for high pressure air and gas. We are committed to using the latest technology, best materials, most qualified human resources, and the most efficient fabrication techniques. As a result, our equipment solutions offer superior performance along with best value, and are delivered on time, defect-free and are supported to achieve their maximum potential throughout their entire lifecycle.



DISTRIBUTOR NETWORK

Supporting you after the sale is a global network of compressor specialists that is unmatched in the industry. Each of our trusted Distributor partners is staffed with BAUER Factory-Trained Technicians and is stocked with a full inventory of products and parts – insuring you receive unsurpassed 24/7 Customer Support, no matter where you are in the world.

Additionally, BAUER has U.S. Sales & Service operations that include branch offices in California and New York.



GLOBAL SUPPORT



SINGLE SOURCE RESPONSIBILITY



LOW COST OF OWNERSHIP



LIFECYCLE PERFORMANCE

OUR EXPERIENCE. YOUR BENEFIT.

Our 75 years of experience continues to be a benefit to our worldwide customers by providing them with a diverse selection of field-proven high-pressure breathing air solutions. We are world renowned for reliability and durability, and BAUER as a company is recognized as the world’s foremost innovative designer and manufacturer of high pressure compressors of the very highest quality.

BAUER’s state-of-the-art 250,000 square-foot facility in Norfolk Virginia means we can stand behind all of the research and development in our breathing-air systems, which are made right here in the U.S.A.



A photograph of firefighters in full protective gear, including helmets and oxygen tanks, working at a fire scene. The background is filled with bright orange and yellow flames. A blue square graphic is in the top left corner, and a dark blue banner with white text is overlaid on the upper part of the image.

PURELY THE RIGHT CHOICE

CONTENTS

DIVE PRODUCTS

- › Portables 6
- › DIVE MATE™ 8

DIVE AND FIRE PRODUCTS

- › VERTECON® 10
- › VERTICUS® 12

FIRE PRODUCTS

- › Plus Module 14
- › Open Designs 16
- › UNICUS® 4S 18
- › UNICUS® 4i 20
- › 7k Systems 24
- › Engine Driven 30
- › TCOM® Trailer 32
- › TCOM LITE® 34
- › Mobile Package 36

ACCESSORIES

- › CFS5.5® 38
- › Air Storage 40
- › BAUER B-Virus Free™ 42
- › BAUER RFIDPro™ 44
- › BAUER CONNECT® for Firefighters 46
- › Quick Reference Guide 48

CUSTOMER SUPPORT

- › Parts, Service, Support & Training 50



PORTABLES

D
I
V
E

3-STAGE HIGH-PRESSURE BREATHING AIR COMPRESSORS

JUNIOR II and OCEANUS – include an air purification system and fill hose. These safe and reliable 3-stage compressors are designed for serious sport divers. Available in 1-phase 115/230 VAC and 3-phase 230/460 VAC electric motor, gasoline or diesel engine drives.

- › **PRESSURE:**
5000 PSIG (345 BAR)
- › **CHARGING RATE:**
2.9 to 4.9 SCFM
(82 to 139 L/MIN)
- › **POWER:**
2 to 6 HP (1.5 to 4.5 kW)



› ENGINE DRIVE

*Diesel Engines are EPA Tier 4 Compliant



› ELECTRIC DRIVE



› YACHTING PACKAGE

STANDARD SCOPE OF SUPPLY

- › BAUER P0 breathing air purification system
- › Belt guard designed to meet OSHA guidelines
- › Inlet filter
- › Vibration isolators
- › High-temperature switch (G drives)
- › Five-foot fill hose assembly with SCUBA yoke, bleed valve and pressure gauge

OCEANUS MODELS (ADD TO ABOVE)

- › Sturdy, long lasting low pressure oil pump
- › Large oil sump allows shipboard inclination of 30°(20° G drive)
- › Capable of filling/maintaining up to a two cylinder 5000 PSIG UN storage system
- › Corrosion-resistant coolers and stainless steel frame

YACHTING PACKAGE (ADD TO ABOVE)

- › NEMA - 4 electrical box
- › Motor starter
- › Automatic condensate drain with muffler/separator and condensate reservoir
- › Pressure switch
- › Stainless steel fittings

TECHNICAL DATA

AVAILABLE ACCESSORIES (FACTORY INSTALLED)

- › Visual CO/Moisture monitor indicator
- › Final pressure switch for gasoline engine
- › Hourmeter/Tachometer (G drive)
- › B-Timer

SYSTEM FOOTPRINT

JUNIOR II:

DIMENSIONS L x W x H inches (mm)

- › **JRII-E1/E3:** 27" x 14" x 17" (686mm x 356mm x 432mm)
- › **JRII-GK:** 31" x 14" x 17" (787mm x 356mm x 432mm)
- › **JRII-EY:** 32" x 16" x 24" (813mm x 406.4mm x 610mm)
- › **JRII-D:** 46" x 19" x 21" (1168.4mm x 356mm x 533.4mm)
- › **WEIGHT pounds (kg)** 89 - 165 lb (40 - 75 kg)

OCEANUS:

DIMENSIONS L x W x H inches (mm)

- › **OCEANUS-E1/E3:** 27" x 17" x 17" (686mm x 432mm x 432mm)
- › **OCEANUS-GK:** 31" x 14" x 17" (787mm x 356mm x 432mm)
- › **OCEANUS-EY:** 32" x 20" x 17" (686mm x 432mm x 432mm)
- › **WEIGHT pounds (kg)** 96 - 135 lb (44 - 61 kg)

Model	Charging Rate ¹		Number of Stages	Motor		FAD ²	RPM	Purification System
	SCFM	L/MIN		HP	kW			
JUNIOR II 5000 PSIG (345 BAR)								
JRII-E1/115	2.9	82	3	2	1.5	2.5	1500	P0
JRII-E1	3.9	110	3	3	2.2	3.2	2100	P0
JRII-E3	3.9	110	3	3	2.2	3.2	2100	P0
JRII-GK	4.3	122	3	6	4.5	3.6	2300	P0
JRII-D	4.3	122	3	4	3	3.6	2300	P0
JUNIOR II YACHTING PACKAGE								
JRII-E1Y/115	2.9	82	3	2	1.5	2.5	1500	P0
JRII-E1Y	3.9	110	3	3	2.2	3.2	2100	P0
JRII-E3Y	3.9	110	3	3	2.2	3.2	2100	P0
OCEANUS 5000 PSIG (345 BAR)								
OCEANUS-E1	4.9	139	3	5	3.7	4.1	2150	P0
OCEANUS-E3	4.9	139	3	5	3.7	4.1	2150	P0
OCEANUS-GK	4.9	139	3	6	4.5	4.1	2150	P0
OCEANUS YACHTING PACKAGE								
OCEANUS-E1Y	4.9	139	3	5	3.7	4.1	2150	P0
OCEANUS-E3Y	4.9	139	3	5	3.7	4.1	2150	P0

Note: JRII is designed for filling an individual SCUBA or SCBA. It is neither designed nor intended for filling cascade storage systems of any kind. 1) Based on recharging an 80 cubic foot tank from 500 to 3000 psig. 2) Compressor capacity referenced to standard inlet conditions. E1/115= Single phase electric, 115 VAC/60 Hz. E1=Single phase electric, 230 VAC/60 Hz. E3=Three phase electric, 208/230/460 VAC/60 Hz. GK=Gasoline engine drive, KOHLER. D=Diesel engine drive, HATZ. Y=Yachting package. Dimensions and weight are approximate and are subject to change.

DIVE MATE™

D
I
V
E

3 AND 4-STAGE HIGH-PRESSURE BREATHING AIR COMPRESSORS

Our DIVE MATE™ takes portable breathing air compressors to a new level! Complete with air purification, DIVE MATE™ is a safe, reliable 3 or 4-stage breathing air compressor designed to give you lightweight portability. Available in your choice of an electric motor, gasoline engine, or diesel engine drive.

› **PRESSURE:**

Up to 6000 PSIG
(414 BAR)

› **CHARGING RATE:**

8.4 to 9.7 SCFM
(170 to 275 L/MIN)

› **POWER:**

6.4 to 13.5 HP
(4.7 to 10 kW)



› **DIVE MATE**
(SHOWING OPTIONAL HANDLE KIT AND WHEEL KIT)



STANDARD SCOPE OF SUPPLY

- › Available in two sizes 8 & 10 SCFM
 - Choice of prime mover/drive
 - Electric motor, 1-phase or 3-phase
 - Gasoline engine
 - Diesel engine (DMT 08) (EPA Tier 4 Compliant)
- › Inlet filter
- › Stainless steel intercoolers and aftercooler
- › High temperature switch (except D drive)
- › Vibration isolators
- › P31 Purification
- › Low oil pressure switch (electric and engine drive with electric start)
- › Motor starter with NEMA 4 enclosure (electric drive units)
- › Hourmeter
- › Pressure switch
- › Visual CO/moisture indicator

AVAILABLE ACCESSORIES (DEALER/CUSTOMER INSTALLED)

- › Lift handles
- › Tubular frame
- › Wheel kit (lift handles or tubular frame required)
- › Riser feet for in-house applications (electric drive only)

SYSTEM FOOTPRINT

DIMENSIONS L X W X H inches (mm)

- › 43" x 24" x 27" (1092mm x 609mm x 686mm)*

WEIGHT pounds (kg)

- › 300 - 400 lb (136 - 181 kg)

* Base Model

DIVE MATE ELITE (ADD TO ABOVE)

- › Interstage gauges
- › Automatic condensate drain
- › Electric start (DMT 08-GK/D, DMT 10-GK)

AVAILABLE ACCESSORIES (FACTORY INSTALLED)

- › B-Timer (P31)
- › Purification upgrade P31 to P41 (for 6K DMT10 applications)

TECHNICAL DATA

Model	Charging Rate ¹		Number of Stages	Motor		FAD ²	RPM	Purification System
	SCFM	L/MIN		HP	kW			
5000 PSIG (345 BAR)								
DMT08-E1/E3	8.4	238	3	7.5	5.6	7	1250	P31
DMT08-GK	8.4	238	3	9	6.7	7	1250	P31
DMT08-D	8.4	238	3	6.4	4.7	7	1250	P31
5000 PSIG (345 BAR) - 6000 PSIG (414 BAR)								
DMT10-E1/E3	9.7	275	4	7.5	5.6	8.1	1180	P31 5K/P41 6K
DMT10-GK	9.7	275	4	13.5	10	8.1	1180	P31 5K /P41 6K

1) Based on recharging an 80 cubic foot tank from 500 to 3000 psig.

2) Compressor capacity referenced to standard inlet conditions.

E1= Single phase electric, 230 VAC/60 Hz. E3=Three phase electric, 208/230/460 VAC/60 Hz. Other voltages available on request. GK=Gasoline engine drive, KOHLER DH=Diesel engine drive, HATZ Dimensions and weight are approximate and are subject to change.

VERTECON®

3, 4, AND 5-STAGE OPEN HIGH-PRESSURE BREATHING AIR COMPRESSORS

BAUER's VERTECON® series of high-pressure breathing air compressor systems have been an industry leader for many years. An economical design featuring the latest BAUER technological enhancements and unsurpassed maintenance accessibility is incorporated within the simplistic platform. The series now features an integral base that eliminates the guesswork of product placement, ensuring the system has been installed correctly for system ventilation and maintenance accessibility. With the advent of the integral base, the compressor package also can have a sound attenuated enclosure optionally installed at a later date. A refreshed HMI operations panel and electrical control system allow you to tailor the system to your specific requirements. When simple is what you want, look to BAUER.

- › **PRESSURE:**
Up to 6000 PSIG
(414 BAR)
- › **CHARGING RATE:**
5 to 26.4 SCFM
(142 to 748 L/MIN)
- › **POWER:**
5 to 20 HP (3.7 to 15 kW)



› VERTECON

STANDARD SCOPE OF SUPPLY

- › BAUER breathing air purification system
- › Open vertical cabinet made of formed sheet and plate goods provide a firm foundation for all pressure bearing components
- › Modern design with unsurpassed maintenance accessibility (no hand tools are required for normal maintenance checks and fluid level confirmation)
- › BAUER PLC based controller with 7" color HMI touchscreen display
- › Belt adjustment tool
- › NEMA 4 rated electrical enclosure with UL® listed control panel
- › All wiring harnesses incorporated within a corrugated loom with number coding for easy system diagnosis
- › Emergency stop push button
- › .049 wall thickness stainless steel tubing throughout; no cheap plastic tubing
- › Rugged powder coat finish
- › Zero loss automatic condensate drain system
- › Interstage pressure gauges (locally mounted)
- › Compressor on/off, final pressure, oil pressure and high-temperature shutdown
- › Motor overload indication
- › Final separator counter with shutdown and operator indication
- › Unique integrated positioning base which ensures correct installation every time

AVAILABLE ACCESSORIES (FACTORY INSTALLED)

- › **BAUER Gas-Tek™** CO monitoring system
- › B-SECURUS - Electronic moisture monitoring for the purification system
- › B-Kool (floor mount only)
- › H₂S monitoring system with audible alarm

SYSTEM FOOTPRINT

VEC05 - VEC13:

DIMENSIONS L X W X H inches (mm)

- › 54" x 34" x 56" (1372.6mm x 863.6mm x 1422.4mm)

› WEIGHT pounds (kg)

- › 800 - 900 lb (363 - 408.2 kg)

VEC18 - VEC26:

DIMENSIONS L X W X H inches (mm)

- › 54" x 34" x 63" (1372.6mm x 863.6mm x 1600.2mm)

› WEIGHT pounds (kg)

- › 1200 - 1300 lb (544.3 - 589.7 kg)

TECHNICAL DATA

Model	Charging Rate ¹		Number of Stages	Motor		FAD ²	RPM	Purification System
	SCFM	L/MIN		HP	kW			
5000 PSIG (345 BAR)								
VEC08-E1/E3	8.4	238	3	7.5	5.6	7	1250	P31
VEC20-E3	21	595	4	15	11	17.5	1300	P5
VEC26-E3	26.4	748	4	20	15	22	1350	P5
6000 PSIG (414 BAR)								
VEC05-E1/E3	5	142	3	5	3.7	4	1050	P2
VEC10-E1/E3	9.7	275	4	7.5	5.6	8.1	1180	P2
VEC13-E1/E3	13	368	4	10	7.5	10.8	1420	P2
VEC18-E3	18	510	4	15	11	15	1325	P5
VEC25-E3	25.2	714	5	20	15	21	1300	P5

1) Based on recharging an 80 cubic foot tank from 500 to 3000 psig.

2) Compressor capacity referenced to standard inlet conditions.

E1= Single phase electric, 230 VAC/60 Hz. E3=Three phase electric, 208/230/460 VAC/60 Hz. Other voltages available on request. Dimensions and weight are approximate and are subject to change.

D
I
V
E

F
I
R
E

VERTICUS®

3, 4, AND 5-STAGE ENCLOSED HIGH-PRESSURE BREATHING AIR COMPRESSORS

The days of “Breadbox” designed compressor packages are over! Step up to the BAUER VERTICUS®. The updated sound attenuated cabinet is equipped with a unique aesthetically pleasing horizontally hinged and gas shock supported operations panel, assuring direct and easy access to the drive belts. Vertically hinged and lift-off side maintenance access doors incorporating fast pin technology make removal of the doors a snap – no hand tools are required! The rear panel incorporates integral handles and a tabbed lift-off design. The front vertically hinged access door is affixed with a hex keyed latch to eliminate the accidental opening of the door while the system is operating. Sound attenuation has been incorporated on every possible panel to provide a nice and quiet operating level of approximately 72 dB (within one meter). One package size accommodates BAUER high-pressure air-cooled compressors from 5 to 20 Hp motors. Our new, larger, 7” HMI enhances the monitoring of system functions.

› PRESSURE:

Up to 6000 PSIG
(414 BAR)

› CHARGING RATE:

5 to 26.4 SCFM
(142 to 748 L/MIN)

› POWER:

5 to 20 HP (3.7 to 15 kW)



› VERTICUS

STANDARD SCOPE OF SUPPLY

- › BAUER breathing air purification system with B-SECURUS
- › BAUER PLC based controller with 7" color HMI touchscreen display
- › NEMA 4 rated electrical enclosure with UL® listed control panel
- › Compressor low oil pressure and high-temperature safety shutdowns
- › Emergency stop push button and automatic start/stop control
- › Zero loss automatic condensate drain system with non-corrosive condensate reservoir and integrated float sensor and automatic "Full" indication and compressor shutdown
- › Interstage pressure gauges (locally mounted)
- › Vertically hinged front operations panel and lift-off side maintenance access doors
- › Inlet filter maintenance indicator
- › Unique hinged front operations panel

AVAILABLE ACCESSORIES (FACTORY INSTALLED)

- › **BAUER Gas-Tek™** CO monitoring system
- › B-Kool
- › H₂S monitoring system with audible alarm

SYSTEM FOOTPRINT

VERTICUS:

VAC5 - VAC26

DIMENSIONS L X W X H inches (mm)

- › 55" x 35" x 70" (1397mm x 737mm x 1778mm)

WEIGHT pounds (kg)

- › 1000 - 1400 lb (453.6 - 635 kg)

D
I
V
E

F
I
R
E

TECHNICAL DATA

Model	Charging Rate ¹		Number of Stages	Motor		FAD ²	RPM	Purification System
	SCFM	L/MIN		HP	kW			
5000 PSIG (345 BAR)								
VAC20-E3	21	595	4	15	11	17.5	1300	P5 B-SECURUS
VAC26-E3	26.4	748	4	20	15	22	1350	P5 B-SECURUS
6000 PSIG (414 BAR)								
VAC5-E1/E3	5	142	3	5	3.7	4	1050	P2 B-SECURUS
VAC08-E-1/E3	8	227	3	7.5	5.6	7	1450	P2 B-SECURUS
VAC10-E1/E3	9.7	275	4	7.5	5.6	8.1	1180	P2 B-SECURUS
VAC13-E1/E3	13	368	4	10	7.5	10.8	1420	P2 B-SECURUS
VAC18-E3	18	510	4	15	11	15	1325	P5 B-SECURUS
VAC25-E3	25.2	714	5	20	15	21	1300	P5 B-SECURUS

1) Based on recharging an 80 cubic foot tank from 500 to 3000 psig.

2) Compressor capacity referenced to standard inlet conditions.

3) 30 HP units are in a cabinet other than depicted.

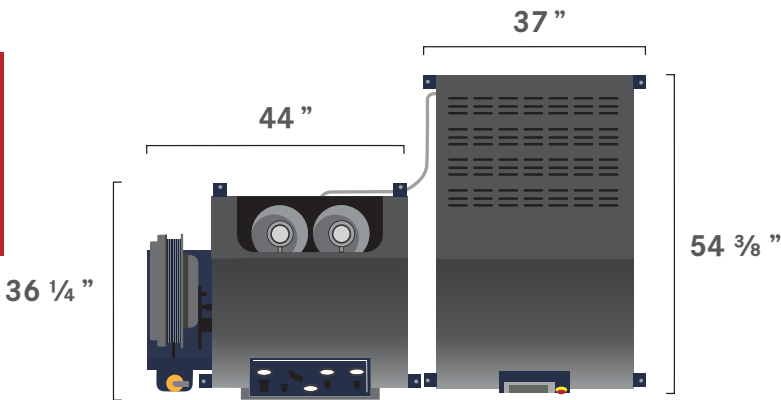
E1= Single phase electric, 230 VAC/60 Hz. E3=Three phase electric, 208/230/460 VAC/60 Hz. Other voltages available on request. Dimensions and weight are approximate and are subject to change.

PLUS MODULE

3 AND 4-STAGE MULTI-FUNCTIONAL HIGH-PRESSURE BREATHING AIR COMPRESSORS VERTICUS PLUS™

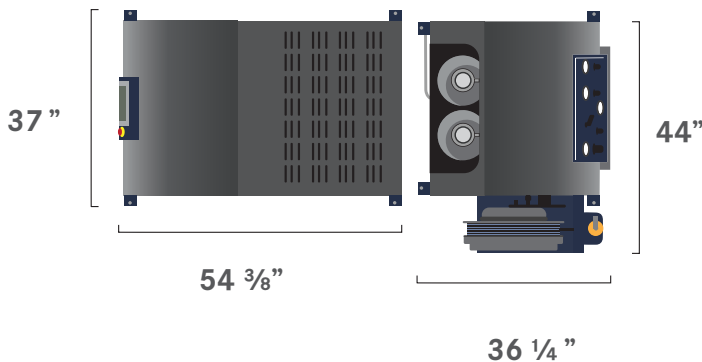
The same package amenities found in the VERTICUS® high pressure breathing air compressor system, plus a free-standing aesthetically pleasing Multi-functional fill station module, are combined to create the BAUER VERTICUS PLUS™. Bauer's performance-proven CFS5.5®-2S NFPA compliant containment fill station; two (2) bank dual function cascade controls; integral air storage rack with two (2) UN/ISO code air storage cylinders; 3-way selector valve to select either air from the compressor or onboard air storage system all come together creating the ultimate fill station. Install the two (2) modules side by side as an all-in-one configuration or apart based on the installation site specifics. Flexibility is the key; look to BAUER to unlock the possibilities.

› CONFIGURATION 1



Fill station module showing optional hose reel

› CONFIGURATION 2



Fill station module showing optional hose reel

FIRE

NOW AVAILABLE IN TWO NEW EXCITING OFFERINGS!

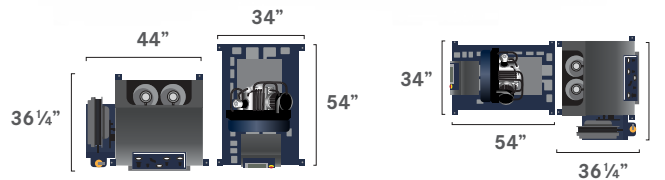
VERTECON® PLUS

BAUER’s series of high-pressure breathing air compressor systems have been an industry leader for many years. An economical design featuring the latest BAUER technological enhancements and unsurpassed maintenance accessibility is incorporated within the simplistic platform. The series now features an integral base that eliminates the guesswork of product placement, ensuring the system has been installed correctly for system ventilation and maintenance accessibility.

Matched with the VERTECON® Compressor is the CFS5.5®-2/PLUS: A two-position Fully NFPA Compliant (1901 & 1989) SCBA/SCUBA Fill Station. The CFS5.5®-2/PLUS includes an attractive, ergonomically designed, two-bank Cascade Fill Control Panel and an integral air storage system consisting of two 6000 psi UN/ISO air storage cylinders. The VERTECON PLUS™ System can be further enhanced by the substitution of ASME air storage cylinders in lieu of UN and the addition of the optional Regulated Remote Fill Outlet, including a High-pressure Hose Reel and 100 ft. of 6000 PSIG High-Pressure Hose!



Fill station module showing optional hose reel



› CONFIGURATION 1

› CONFIGURATION 2

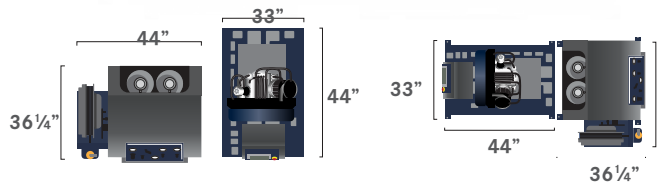
BAUER LEGACY™ PLUS

The BAUER LEGACY™ Series built in the rugged and proven VERTECON® Frame offers “Back To Basics Simplicity” while still incorporating PLC Control! Replacing the HMI / Touchscreen will be a simple, illuminated On/ Off Switch and a set of flashing indicator lamps; the lamps will flash a code representing fault warnings and shutdowns.

Matched with the BAUER LEGACY™ Compressor is the CFS5.5®-2/PLUS: A two-position Fully NFPA Compliant (1901 & 1989) SCBA/SCUBA Fill Station. The CFS5.5®-2/PLUS includes an attractive, ergonomically designed, two-bank Cascade Fill Control Panel and an integral air storage system consisting of two 6000 psi UN/ISO air storage cylinders. The BAUER LEGACY™ System can be further enhanced by the substitution of ASME air storage cylinders in lieu of UN/ISO and the addition of the optional Regulated Remote Fill Outlet including a High-pressure Hose Reel and 100 ft. of 6000 PSIG High-Pressure Hose!



Fill station module showing optional hose reel



› CONFIGURATION 1

› CONFIGURATION 2

F
I
R
E

OPEN DESIGNS

4 AND 5-STAGE HIGH-PRESSURE BREATHING AIR COMPRESSORS

Open packages in horizontal or vertical configurations combine compressor and air purification system in a space saving design. These compressors set the standard for larger capacity requirements.

- › **PRESSURE:**
Up to 6000 PSIG (414 BAR)
- › **CHARGING RATE:**
35.9 to 145 SCFM
(1017 to 4106 L/MIN)
- › **POWER:**
30 to 100 HP (22 to 75 kW)



› K60

STANDARD SCOPE OF SUPPLY

- › BAUER breathing air purification system
- › BAUER PLC based controller with 7" color HMI touchscreen display
- › NEMA 4 rated electrical enclosure with UL® listed control panel
- › Compressor low oil pressure and high temperature safety shutdowns
- › Emergency stop push button
- › Automatic condensate drain system with non-corrosive condensate reservoir and integrated float sensor and automatic "Full" indication and compressor shutdown
- › Beltguard designed to meet OSHA guidelines
- › Soft start, isolation contactor, and circuit breaker providing instantaneous short circuit protection
- › Interstage pressure gauges (locally mounted)

AVAILABLE ACCESSORIES (FACTORY INSTALLED)

- › **BAUER Gas-Tek™** CO monitoring system
- › B-SECURUS - Electronic moisture monitoring for the purification system (K42V-E3 and K42-E3 only)
- › H₂S monitoring system with audible alarm

TECHNICAL DATA

Model	Charging Rate ¹		Number of Stages	Motor		FAD ²	RPM	Purification System
	SCFM	L/MIN		HP	kW			
5000 PSIG (345 BAR)								
K42V-E3 ³	42	1190	4	30	22	35	1300	P10
K42-E3 ³	42	1190	4	30	22	35	1300	P10
K60-E3	60	1700	4	40	30	50	1350	P12 B-SECURUS
K80-E3	80.4	2277	4	60	45	67	1225	P14 B-SECURUS
K145-E3	145	4106	4	100	75	121	1125	P14 B-SECURUS
6000 PSIG (414 BAR)								
H35V-E3	35.9	1017	4	30	22	29.8	1200	P10 B-SECURUS
H35-E3	35.9	1017	4	30	22	29.8	1200	P10 B-SECURUS
H80-E3	80.4	2277	5	60	45	67	1180	2x P10 B-SECURUS
H96-E3	96	2718	5	75	56	80	1100	2x P10 B-SECURUS

1) Based on recharging an 80 cubic foot tank from 500 to 3000 psig.

2) Compressor capacity referenced to standard inlet conditions.

3) SECURUS electronic moisture monitoring is not standard.

E3=Three phase electric, 208/230/460 VAC/60 Hz. Other voltages available on request. KV/HV= VERTICAL. K/H= HORIZONTAL. Dimensions and weight are approximate and are subject to change.

SYSTEM FOOTPRINT

VERTICAL:

DIMENSIONS L X W X H inches (mm)

- › **K42V/H35V:** 65" x 42" x 75" (1667mm x 1051mm x 1905mm)

WEIGHT pounds (kg)

- › 1200 - 2800 lb (544 - 1270 kg)

HORIZONTAL:

DIMENSIONS L X W X H inches (mm)

- › **K42/H35:** 95" x 44" x 61" (2413mm x 1117mm x 1549.4mm)

- › **K60:** 92" x 44" x 61" (2337mm x 1117mm x 1549.4mm)

- › **K80/K145:** 116" x 84" x 67" (2946.4mm x 2134mm x 1702mm)

WEIGHT pounds (kg)

- › 1200 - 5000 lb (544 - 2268 kg)

**F
I
R
E**

UNICUS® 4S

4 AND 5-STAGE ALL-IN-ONE HIGH-PRESSURE BREATHING AIR COMPRESSORS

A modern upgrade with the simplicity of analog controls; Aesthetically pleasing yet robust design found only in the UNICUS® 4S All-In-One platform. The system is available in either 5000 or 6000 PSIG with discharge capacities ranging from 13 SCFM charge rate to 26 SCFM charge rate. Unsurpassed maintenance accessibility abounds as we have provided all access doors with Snap pin technology – pull the pin and lift the door; no hand tools are required. Should you require access to the back of the operations panel, no problem; we have your back, the panel tilts forward. All requisite panels are equipped with sound attenuated material. An integral rack built to accommodate four (4) storage cylinders is standard, along with the piping. Additionally, we provide two (2) ASME-coded air storage cylinders as a part of the standard scope of supply. If you want to dress your unit up in concert with the Fire Department theme, ask about our Fire Edition package. When your department needs the best All-In-One compressor system on the market today and backed by our global network of service partners, look to BAUER.

F
I
R
E

- › **PRESSURE:**
Up to 6000 PSIG
(414 BAR)
- › **CHARGING RATE:**
13 to 25 SCFM
(368 to 714 L/MIN)
- › **POWER:**
10 to 20 HP
(7.5 to 15 kW)



OPTIONAL



UNICUS® 4S
FIRE EDITION
OPTIONAL FIRE EDITION PAINT SCHEME
(SHOWN HERE)

STANDARD SCOPE OF SUPPLY

- › BAUER breathing air purification system with B-SECURUS
- › BAUER PLC based controller with 7" color HMI touchscreen display
- › NEMA 4 rated electrical enclosure with UL® listed control panel
- › Compressor low oil pressure and high temperature safety shutdowns
- › Emergency stop push button
- › Hinged cascade fill control panel with Lexan laminate air flow/fill schematic
- › Audible alarm on safety shutdowns
- › Inlet filter maintenance indicator
- › Automatic condensate drain system with non-corrosive condensate reservoir and integrated float sensor and automatic "Full" indication and compressor shutdown
- › Two (2) ASME code stamped air cylinders installed in an integral rack designed to hold four cylinders
- › Sound attenuating enclosure with slam-action latches and lift-off type hinges
- › NFPA 1901 2016 edition compliant 3 position containment fill station accommodates SCBA or SCUBA cylinders up to 31" overall length

SYSTEM FOOTPRINT

UN 4S/13H-E1/E3 - UN 4S/26-E3:

DIMENSIONS L X W X H inches (mm)

- › 101" x 38" x 80" (2565mm x 965mm x 2032mm)

WEIGHT pounds (kg)

- › 4350 - 4550 lb (1973 - 2064 kg)

AVAILABLE ACCESSORIES (FACTORY INSTALLED)

- › BAUER Gas-Tek™ CO monitoring system
- › H₂S monitoring system with audible alarm
- › 100 ft high pressure cabinet enclosed hose reel
- › Additional air storage cylinders
- › Panel mounted remote fill hose connection
- › Dual Fill/3 position
- › Tri Fill/3 position

TECHNICAL DATA

Model	Charging Rate ¹		Number of Stages	Motor		FAD ²	RPM	Purification System
	SCFM	L/MIN		HP	kW			
5000 PSIG (34.5 BAR)								
UN 4S/20-E3	21	595	4	15	11	17.5	1300	P5 B-SECURUS
UN 4S/26-E3	26.4	748	4	20	15	22	1350	P5 B-SECURUS
6000 PSIG (41.4 BAR)								
UN 4S/13H-E1/E3	13	368	4	10	7.5	10.8	1420	P2 B-SECURUS
UN 4S/18H-E3	18	510	4	15	11	15	1325	P5 B-SECURUS
UN 4S/25H-E3	25.2	714	5	20	15	21	1300	P5 B-SECURUS

1) Based on recharging an 80 cubic foot tank from 500 to 3000 psig.

2) Compressor capacity referenced to standard inlet conditions.

E1=Single phase electric, 230 VAC/60 Hz. E3=Three phase electric, 208/230/460 VAC/60 Hz. Other voltages available on request. Dimensions and weight are approximate and are subject to change.

OPTIONAL ACCESSORIES

Item	Description	
0001	BAUER Gas-Tek™ Electronic carbon monoxide monitor complete with calibration kit wired for alarm and shutdown. (calibration gas included)	GT/CO/III
0002	Panel mounted remote fill hose connection. Includes bulkhead fitting, adjustable regulator for up to 6000 PSIG service, gauge, isolation valve and quick connect/disconnect fitting (hose no included)	/RF/REG
0003	UN4 remote fill hose connection including adjustable regulator for up to 6000 PSIG service, gauge and isolation valve connected to a cabinet enclosed hose reel with 100 feet of hose rated for 6000 PSIG service	UN4/RF/REL-9
0004	DUAL-FILL, high/low, quick connect fill system (specify fill pressures)	DUAL-FILL/3 position
0005	TRI-FILL, high/low/SCUBA, quick connect fill system (specify fill pressures)	TRI-FILL/3 position
0006	Fire Edition paint scheme	

FIRE



Lab on Locale 2™ (OPTIONAL)

Analyzes, stores and transmits gas-sample readings via internet to an accredited A2LA lab, to satisfy quarterly air-sample testing & data reporting requirements prescribed by NFPA 1989.




BAUER Gas-Tek™ (OPTIONAL)

State-of-the-Art gas-sensor technology integrated with the HMI display detects trace amounts of harmful gases (CO, O₂, H₂S, CO₂) and automatically shuts off unit, while displaying an alarm.

BREATHERS AND SUIT FOR LIFE SUPPORT
REMOVE FILL

WARNING
THIS COMPRESSOR SYSTEM IS NOT SUITABLE FOR GAS SERVICE. DO NOT REMOVE GAS-HEAD APPLICATION.



INNOVATION AT YOUR FINGERTIPS



HMI / Interactive Touch-Screen

Facilitates intuitive control of the entire system, including:

- › Automatic air-storage cascading
- › SCBA-filling
- › Desired regulated fill-pressure



RFID Reader (OPTIONAL)

Data-logging interface, automatically reads & records 6 data-points from the RFID-equipped SCBA cylinders; in accordance with NFPA 1989 data-collection requirements.

WARNING

BEFORE PERFORMING ANY BOTTLE CHARGE, MAKE SURE OF THE FOLLOWING:
FOR HIGH PRESSURE AND PURE BREATHING AIR

ONLY SCBA BOTTLES AS MARKED OR CERTIFIED FOR HIGH PRESSURE.
SAFETY VALVE PRESSURE SETTING DOES NOT EXCEED RATED PRESSURE FOR THE SCBA BOTTLE.
BOTTLES MUST BE FREE FROM INTERNAL CONTAMINATION.
SEE USER MANUAL FOR ADDITIONAL INFORMATION.

UNICUS[®] 4i

4 AND 5-STAGE HIGH-PRESSURE BREATHING AIR COMPRESSORS

This game-changing filling station employs our state-of-the-art control system centered around a 15-inch HMI touch screen interface, which allows the operator to manage the entire system from the single-point touch screen. UNICUS[®]4i has several innovative optional features including BAUER Gas-Tek[™] monitoring system, Lab On Locale 2[™] and RFID Reader.

- › **PRESSURE:**
5000 to 6000 PSIG
(345 to 414 BAR)
- › **CHARGING RATE:**
13 to 26.4 SCFM
(368 to 748 L/MIN)
- › **POWER:**
10 to 20 HP
(7.5 to 15 kW)



› UNICUS[®] 4i



› UNICUS[®] 4i
(SHOWING INSIDE FRONT)



› UNICUS[®] 4i
(SHOWING INSIDE BACK)

STANDARD SCOPE OF SUPPLY

- › BAUER breathing air purification system with B-SECURUS
- › **BAUER 15-inch HMI touch-screen** interface
- › Solid state auto cascade system
- › Compressor low oil pressure and high temperature safety shutdowns
- › Emergency stop push button
- › Ergonomic system-operations panel
- › Ergonomically designed stainless steel fill adaptors with integral bleed valve
- › Automatic condensate drain system with non-corrosive condensate reservoir and integrated float sensor and automatic “Full” indication and compressor shutdown
- › Two (2) ASME code stamped air cylinders installed in an integral rack designed to hold four cylinders
- › NFPA 1901 2016 edition compliant 3 position containment fill station accommodates SCBA or SCUBA cylinders up to 31” overall length

SYSTEM FOOTPRINT

DIMENSIONS L x W x H inches (mm)

- › 101” x 38” x 80” (2565mm x 965mm x 2032mm)

WEIGHT pounds (kg)

- › 4350 - 4550 lb (1973 - 2064 kg)

*Weights are based on a unit equipped with 4 ASMEs

AVAILABLE ACCESSORIES (FACTORY INSTALLED)

- › **BAUER Gas-Tek™** CO monitoring system
- › **Lab on Locale 2™** accredited remote air testing system
- › **RFID Reader** which reads and records data from the RFID equipped cylinders
- › Hose reel for 100’ of high pressure breathing air hose
- › Reg/RF
- › Dual Fill/3 position
- › Tri Fill/3 position
- › Additional air storage cylinders

TECHNICAL DATA

Model	Charging Rate ¹		Number of Stages	Motor		FAD ²	Purification System
	SCFM	L/MIN		HP	kW		
5000 PSIG (34.5 BAR)							
UNICUS 4i -26 - E3	26.4	748	4	20	15	22	P5 B-SECURUS
UNICUS 4i -20 - E3	21	595	4	15	11	17.5	P5 B-SECURUS
6000 PSIG (41.4 BAR)							
UNICUS 4i -13- E1/E3	13	368	4	10	7.5	10.8	P2 B-SECURUS
UNICUS 4i -18- E3	18	510	4	15	11	15	P5 B-SECURUS
UNICUS 4i -25- E3	25.2	714	5	20	15	21	P5 B-SECURUS

1) Based on recharging an 80 cubic foot tank from 500 to 3000 psig.
 2) Compressor capacity referenced to standard inlet conditions. Tolerance +/- 5%

OPTIONAL ACCESSORIES

Item	Description	
0001	BAUER Gas-Tek™ electronic carbon monoxide monitor complete with calibration kit wired for alarm and shutdown. (calibration gas included)	GT/CO/III
0002	Panel mounted remote fill hose connection. Includes bulkhead fitting, adjustable regulator for up to 6000 PSIG service, gauge, isolation valve and quick connect/disconnect fitting (hose no included)	/RF/REG
0003	UN4 remote fill hose connection including adjustable regulator for up to 6000 PSIG service, gauge and isolation valve connected to a cabinet enclosed hose reel with 100 feet of hose rated for 6000 PSIG service	UN4/RF/REL-9
0004	DUAL-FILL, high/low, quick connect fill system (specify fill pressures)	DUAL-FILL/3 position
0005	TRI-FILL, high/low/SCUBA, quick connect fill system (specify fill pressures)	TRI-FILL/3 position
0006	Fire Edition paint scheme	
FOR UNICUS® 4i ONLY		
0007	LAB-ON-LOCALE includes 12-each accredited tests, and control module swap out in first year.	LOL4
0008	RFID SCBA Data Logging	RFID4i
0009	RFID DATA TAGS Each Kit includes 25-each tags	KIT-0557

FIRE

7000 PSIG Breathing Air Systems



F
I
R
E

7000 PSIG HIGH-PRESSURE BREATHING AIR COMPRESSORS SYSTEMS

As SCBA working pressures increase, so must the fire department's high-pressure breathing air compressor system. If left unchecked, the Department runs the risk of not supporting their breathing air demand for grade "E" breathing air. BAUER Compressors, Inc. is the first company in the industry to offer a wide and varied product portfolio to meet your specific needs. We start with a performance-proven BAUER air-cooled high-pressure compressor designed, built, and rated for continuous duty operations at 7000 PSIG. The compressor has been in existence long before others. It has proven itself since 1992 in the high-pressure, non-breathing air market where up-time demands are far more stringent than the breathing air market. We couple the compressor to one of our BAUER high-pressure breathing air purification systems, designed for continuous operations at 7000 PSIG while meeting the Compressed Gas Association's rigorous breathing air quality standards for grade "E" air and or the National Fire Protection Association (1989 standard for high-pressure breathing air) along with many other recognized global standards.

BAUER Compressors, Inc. offers two (2) models of 7000 PSIG compressor package, each outfitted to meet your specific requirements. A simplistic component system utilizing one of our VERTECON® compressor packages. Along with an independently tested and verified CFS5.5®-3S or CFS5.5®-2S SCBA containment fill station and an ASME coded air storage system; Or step up to either a UNICUS® 4S or UNICUS® 4i All-In-One compressor package, each outfitted to meet your specific needs. No matter which compressor system you select, rest assured all of the components were chosen in strict adherence to NFPA 1901-2016 edition, calling for a 4:1 structural safety factor.

VERTECON® STANDARD SCOPE OF SUPPLY

- › BAUER breathing air purification system
- › Open vertical cabinet made of formed sheet steel providing a firm foundation for all pressure bearing components
- › Modern design with unsurpassed maintenance accessibility (no hand tools are required for normal maintenance checks and fluid level confirmation)
- › BAUER PLC based controller with 7" color HMI touchscreen display
- › Self-adjusting drive belt tensioner
- › NEMA 4 rated electrical enclosure with UL® listed control panel
- › All wiring harnesses incorporated within a corrugated loom with number coding for easy system diagnosis
- › Emergency stop push button
- › Stainless steel tubing throughout, no cheap plastic tubing
- › Rugged powder coat finish
- › Automatic condensate drain system with integral reservoir level sensor to provide system shutdown when the reservoir is full
- › Interstage pressure gauges (locally mounted)
- › SECURUS Moisture Monitor



FIRE

SYSTEM FOOTPRINT

DIMENSIONS L X W X H inches (mm)

- › 54" x 34" x 63" (1372mm x 864mm x 1600mm)

WEIGHT pounds (kg)

- › 1075 lb (488 kg)

PLC CONTROLLER

- › Compressor on/off, final pressure, oil pressure, high temperature shutdown
- › Supports automatic condensate drain system
- › Motor overload indication
- › Final separator counter with shutdown and operator indication

AVAILABLE ACCESSORIES (FACTORY INSTALLED)

- › BAUER Gas-Tek™ CO monitoring system
- › H₂S monitoring system

TECHINICAL DATA

Model	Block	Charging Rate ¹		Number of Stages	Motor		FAD ²	RPM	Purification System
		SCFM	L/MIN		HP	kW			
7000 PSIG (476 BAR)									
VTC-7K/20	IK 18.111	20	566	5	20	15	17	1300	P5 B-SECURUS
VTC-7K/15	IK 15.11	13	368	4	15	11	11	960	P5 B-SECURUS

1) Based on recharging an 80 cubic foot tank from 500 to 3000 psig. 2) Compressor capacity referenced to standard inlet conditions. E3=Three phase electric, 208/230/460 VAC/60 Hz. Other voltages available on request.

7K



› CFS5.5®-3S



› CFS5.5®-2S

F
I
R
E

CFS5.5®

STANDARD SCOPE OF SUPPLY

- › Complete with SCBA fill connection, fill hose and bleed valve
- › Fill control panel with an adjustable regulator, relief valve, manual control valve and pressure gauge for each fill position
- › Convenient door handle actuation, bottom venting and reduced footprint
- › Hands-free door interlock
- › Compliant with NFPA 1901 2016 Edition
- › Four bank dual function cascade controls
- › Air direction valve

SYSTEM FOOTPRINT

CFS5.5®-3S

DIMENSIONS L X W X H inches (mm)

- › 41" x 21" x 57" (1041mm x 533mm x 1448mm)

WEIGHT pounds (kg)

- › 1000 lb (454 kg)

CFS5.5®-2S

DIMENSIONS L X W X H inches (mm)

- › 30" x 21" x 57" (762mm x 533mm x 1448mm)

WEIGHT pounds (kg)

- › 750 lb (390.2 kg)

TECHINICAL DATA

Model	Description
CFS5.5®-3S	Three position CFS equipped with inlet pressure gauge adjustable regulator, regulated pressure gauge, fill control valve and fill pressure gauges. Unit will consist of Dual function, top mount, four bank cascade panel. The dual function feature offers the ability to refill a storage bank, even with the bank valve closed, while filling SCBA's from another bank. It also includes an air direction valve allowing the operator to select "fill from storage" or "fill from compressor", additionally the system includes a regulated remote fill outlet.
CFS5.5®-2S	Two position CFS equipped with inlet pressure gauge adjustable regulator, regulated pressure gauge, fill control valve and fill pressure gauges. Unit will consist of Dual function, top mount, four bank cascade panel. The dual function feature offers the ability to refill a storage bank, even with the bank valve closed, while filling SCBA's from another bank. It also includes an air direction valve allowing the operator to select "fill from storage" or "fill from compressor", additionally the system includes a regulated remote fill outlet.

AIR STORAGE STANDARD SCOPE OF SUPPLY

- › The scope of supply for the ASME cylinder assembly includes four ASME coded cylinders, an ASME safety relief valve, cylinder valve and drain valve for each cylinder
- › Assemblies are designed to be used with a BAUER four-bank cascade panel. Gauges are not included on the individual cylinders as they are on the cascade pane.
- › ASME-7K-3 is a heavy-duty, welded steel rack designed for vertical cylinder configuration for stationary or mobile applications. Each cylinder is independently affixed to the rack with unistrut type clamps
- › ASME-7K-4 is a heavy-duty, welded steel rack designed for horizontal cylinder configuration for stationary applications. Each cylinder is independently affixed to the rack with clamps

SYSTEM FOOTPRINT

ASME-7K-3

DIMENSIONS L X W X H inches (mm)

- › 52" x 17.5" x 69.5" (1320.8mm x 444.5mm x 1765.3mm)

WEIGHT pounds (kg)

- › 2000 lb (3220 kg)

ASME-7K-4

DIMENSIONS L X W X H inches (mm)

- › 95" x 34" x 44" (2413mm x 864mm x 1118mm)

WEIGHT pounds (kg)

- › 7100 lb (3220 kg)



› ASME-7K-3

F
I
R
E

TECHINICAL DATA

Model	Description
ASME - 7K-3	4 Cylinder System with maximum operating pressure of 7000 PSIG installed in a vertical rack. System shall provide a 3:1 structural safety factor
ASME - 7K-4	4 Cylinder System with maximum operating pressure of 7000 PSIG installed in a horizontal rack. System shall provide a 4:1 structural safety factor

7000 PSIG ALL IN ONE SYSTEM: UNICUS® 4S & 4i

BAUER COMPRESSORS, INC. is the first company to offer a fully unitized compressor system built for 7000 PSIG service. Let's start with continuous duty BAUER 7000 PSIG compressors, which were in existence well before others put pen to paper. We couple the compressor to a BAUER high pressure breathing air purification system that meets the rigorous CGA, NFPA, and many other Global standards for high pressure breathing air. A sound attenuated cabinet enclosure incorporates a four (4) cylinder 7000 psi ASME air storage system along with an NFPA compliant 3-position containment SCBA fill station. Operations and systems functions are simplified with everything located on a centrally located and illuminated operations panel, including an ergonomic and intuitive HMI touchscreen.

Additionally, we are offering you two (2) modes of operation, analog or automatic. The UNICUS® 4S is your choice for all things manually controlled. Should your department wish the automated path, select the UNICUS® 4i. If you want to dress your unit in concert with the Fire Departments theme, ask about our Fire Edition package. Look to BAUER COMPRESSORS when your department needs the best all-in-one compressor system on the market today, backed by our global network of service partners.

F
I
R
E

- › **PRESSURE:**
Up to 7000 PSIG
(483 BAR)
- › **CHARGING RATE:**
13 to 20 SCFM
(368 to 566 L/MIN)
- › **POWER:**
15 to 20 HP
(11 to 15 kW)

7K



› UNICUS® 4i

OPTIONAL



UNICUS® 4S
FIRE EDITION
OPTIONAL FIRE EDITION PAINT SCHEME
(SHOWN HERE)

STANDARD SCOPE OF SUPPLY

- › BAUER breathing air purification system with B-SECURUS
- › BAUER PLC based controller with 7" color HMI touchscreen display on 4S; 15" HMI on 4i
- › NEMA 4 rated electrical enclosure with **UL**® listed control panel
- › Compressor low oil pressure and high temperature safety shutdowns
- › Emergency stop push button
- › Hinged cascade fill control panel with Lexan laminate air flow/fill schematic
- › Audible alarm on safety shutdowns
- › Inlet filter maintenance indicator
- › Automatic condensate drain system with non-corrosive condensate reservoir and integrated float sensor and automatic "Full" indication and compressor shutdown
- › Four (4) ASME 7000 PSI code stamped air cylinders; Cylinders are rated with a 3:1 SF
- › Sound attenuating enclosure with slam-action latches and lift-off type hinges
- › NFPA 1901 2016 edition compliant 3 position containment fill station accommodates SCBA or SCUBA cylinders up to 31" overall length
- › Manually controlled dual-function 4 bank cascade controls with air direction valve are standard on the 4S models; Automatic cascade controlled logic is standard on the 4i models

AVAILABLE ACCESSORIES (FACTORY INSTALLED)

- › **BAUER Gas-Tek™** CO monitoring system
- › **Lab-On-Locale™** (UNICUS 4i)
- › **BAUER RFIDPro™** SCBA data logging (UNICUS 4S)
- › **RFID** data tags (UNICUS 4i & UNICUS 4S)
- › **RFID SCBA** data logging intergrated into fill station (UNICUS 4i)
- › 100 ft high-pressure cabinet enclosed hose reel
- › Panel mounted remote fill hose connection
- › Dual Fill-all SCBA positions
- › Tri Fill-all SCBA positions

SYSTEM FOOTPRINT

DIMENSIONS L x W x H inches (mm)

- › 101" x 38" x 80" (2565mm x 965mm x 2032mm)

WEIGHT pounds (kg)

- › 4350 - 4550 lb (1973 - 2064 kg)

TECHNICAL DATA

Model	Charging Rate ¹		Number of Stages	Motor		FAD ²	RPM	Purification System
	SCFM	L/MIN		HP	kW			
7000 PSIG (483 BAR)								
UN 4S-15/7K	13	368	4	15	11	10.8	960	P5 B-SECURUS
UN 4S-20/7K	20	566	5	20	15	17	1300	P5 B-SECURUS
UN 4i-15/7K	13	368	4	15	11	10.8	960	P5 B-SECURUS
UN 4i-20/7K	20	566	5	20	15	17	1300	P5 B-SECURUS

1) Based on recharging an 80 cubic foot tank from 500 to 3000 psig. 2) Compressor capacity referenced to standard inlet conditions. E3=Three phase electric, 208/230/460 VAC/60 Hz. Other voltages available on request. Dimensions and weight are approximate and are subject to change.

OPTIONAL ACCESSORIES - 7000 SERIES UNICUS 4S & UNICUS 4I

Item	Description	
0001	BAUER Gas-Tek™ Electronic carbon monoxide monitor complete with calibration kit wired for alarm and shutdown. (calibration gas included)	GT/CO/III
0002	Panel mounted remote fill hose connection. Includes bulkhead fitting, adjustable regulator for up to 6000 PSIG service, gauge, isolation valve and quick connect/disconnect fitting (hose no included)	/RF/REG
0003	UN4 remote fill hose connection including adjustable regulator for up to 6000 PSIG service, gauge and isolation valve connected to a cabinet enclosed hose reel with 100 feet of hose rated for 6000 PSIG service	UN4/RF/REL-9
0004	DUAL-FILL, high/low, quick connect fill system (specify fill pressures)	DUAL-FILL/3 position
0005	TRI-FILL, high/low/SCUBA, quick connect fill system (specify fill pressures)	TRI-FILL/3 position
0006	Fire Edition paint scheme	
FOR UNICUS® 4i ONLY		
0007	LAB-ON-LOCALE includes 12-each accredited tests, and control module swap out in first year.	LOL4
0008	RFID SCBA Data Logging	RFID4i
0009	RFID DATA TAGS Each Kit inclues 25-each tags	KIT-0557

FIRE

ENGINE DRIVEN

4 AND 5-STAGE HIGH-PRESSURE BREATHING AIR COMPRESSORS

The ENGINE DRIVEN compressor for recharging SCBA or SCUBA cylinders combines compressor, purification system, and engine drive. The frame's rugged design is specific to the requirements of the engine drive/compressor block assembly.

- › **PRESSURE:**
Up to 6000 PSIG (414 BAR)
- › **CHARGING RATE:**
13 to 60 SCFM
(368 to 1700 L/MIN)
- › **POWER:**
18 to 60 HP (13 to 45 kW)



F
I
R
E



› H25-D

STANDARD SCOPE OF SUPPLY

- › BAUER breathing air purification system with B-SECURUS
- › BAUER PLC base controller with four line text display
- › NEMA 4 rated electrical enclosure with hourmeter
- › Compressor low oil pressure and high temperature safety shutdowns
- › Emergency stop push button
- › Automatic condensate drain system with non-corrosive condensate reservoir and integrated float sensor and automatic “Full” indication and compressor shutdown
- › Interstage pressure gauges
- › Electric start package including electric clutch and speed control solenoid
- › Closed loop water-cooled diesel

AVAILABLE ACCESSORIES (FACTORY INSTALLED)

- › BAUER Gas-Tek™ CO monitoring system
- › H₂S monitoring system

TECHNICAL DATA

SYSTEM FOOTPRINT

H13-K26:

DIMENSIONS L X W X H inches (mm)

- › 63” x 49” x 46” (1600mm x 1245mm x 1168mm)

WEIGHT pounds (kg)

- › 1300 - 3750 lb (590 - 1700 kg)

H35-K42:

DIMENSIONS L X W X H inches (mm)

- › 95” x 52” x 49” (2413mm x 1320mm x 1245mm)

WEIGHT pounds (kg)

- › 1300 - 3750 lb (590 - 1700 kg)

K60:

DIMENSIONS L X W X H inches (mm)

- › 112” x 52” x 53” (2845mm x 1346mm x 1320mm)

WEIGHT pounds (kg)

- › 1300 - 3750 lb (590 - 1700 kg)

**F
I
R
E**

Model	Charging Rate ¹		Number of Stages	Motor		FAD ²	RPM	Purification System
	SCFM	L/MIN		HP	kW			
5000 PSIG (345 BAR)								
K20-D	21	595	4	27	20	17.5	1300	P5 B-SECURUS
K26-D	26.4	748	4	27	20	22	1350	P5 B-SECURUS
K42-D	42	1190	4	44	33	35	1300	P10 B-SECURUS
K60-D	60	1700	4	60	45	50	1350	P12 B-SECURUS
6000 PSIG (414 BAR)								
H13-D	13	368	4	18	13	10.8	1420	P2 B-SECURUS
H18-D	18	510	4	27	20	15	1325	P5 B-SECURUS
H25-D	25.2	714	5	27	20	21	1300	P5 B-SECURUS
H35-D	35.9	1017	4	44	33	29.8	1200	P10 B-SECURUS

1) Based on recharging an 80 cubic foot tank from 500 to 3000 psig.
 2) Compressor capacity referenced to standard inlet conditions.

TCOM[®] TRAILER

4 AND 5-STAGE HIGH-PRESSURE MOBILE BREATHING AIR RECHARGING SYSTEMS

When your needs require a rugged trailer built for the fire service, rather than a cheap lightweight imitation, look to BAUER. Our TCOM[®] TRAILER designs are powered by a unique diesel/electric dual drive system. Each system is equipped with a 2 position containment fill station, an enclosed fill control panel, four ASME storage cylinders and integral SCBA storage for up to twelve SCBA cylinders all incorporated onto a heavy duty frame built by BAUER.

- › **PRESSURE:**
6000 PSIG (414 BAR)
- › **CHARGING RATE:**
13 to 25.2 SCFM (368 to 714 L/MIN)
- › **ELECTRIC MOTOR:**
10 to 20 HP (7.5 to 15 kW)
- › **DIESEL ENGINE (EPA Tier 4 Compliant):**
27 to 37 HP (20 to 27 kW)



› TCOM TRAILER

STANDARD SCOPE OF SUPPLY

- › BAUER breathing air purification system with B-SECURUS
- › BAUER PLC based controller with four line text display
- › NEMA 4 rated electrical enclosure with UL® listed control panel
- › Automatic condensate drain system with non-corrosive condensate reservoir and integrated float sensor and automatic “Full” indication and compressor shutdown
- › Four (4) 6000 PSIG ASME code stamped air cylinders
- › Integral SCBA storage for up to twelve (12) SCBA cylinders
- › NFPA 1901 2016 edition compliant 2 position containment fill station accommodates SCBA or SCUBA cylinders up to 31” overall length
- › Unique diesel/electrical dual drive system incorporating our exclusive automatic belt tensioning system
- › High gloss powder coat paint for a hard durable finish
- › Hydraulic surge brakes with breakaway actuator
- › Four (4) bank dual function cascade controls with air direction valve
- › Formed structural steel frame designed and built by BAUER
- › Rolled shutter door protection for the operations panel and fill station
- › Refill port
- › **BAUER Gas-Tek™** CO monitoring system with calibration kit
- › Lunette eye hitch

SYSTEM FOOTPRINT

DIMENSIONS L x W x H* inches (mm)

- › 200” x 90” x 105”* (5080mm x 2286mm x 2267mm)

WEIGHT pounds (kg)

- › 8400 lb (3810 kg)

* with optional light mast



AVAILABLE ACCESSORIES (FACTORY INSTALLED)

- › **Option Package A** - Telescoping light mast with four (4) 500 watt fixtures, snorkel tube for compressor air inlet integrated with light mast and 7500 watt auxiliary generator
- › **Option Package B** - Spare tire and wheel chocks with fender well storage
- › **Option Package C** - 100 ft hose reel and interior lights
- › **Option Package D** - 2 5/16” ball hitch
- › **Option Package E** - 100 1/2” L x 5 1/2” H sign boards

TECHNICAL DATA

Model	Charging Rate ¹		Number of Stages	Motor/Engine		FAD ²	RPM	Purification System
	SCFM	L/MIN		HP	kW			
6000 PSIG (414 BAR)								
TCOM-13H	13	368	4	10 - 27	7.5 - 20	10.8	1420	P5 B-SECURUS
TCOM-25H	25.2	714	5	20 - 37	15 - 27	21	1300	P5 B-SECURUS

1) Based on recharging an 80 cubic foot tank from 500 to 3000 psig.

2) Compressor capacity referenced to standard inlet conditions.

Image shown with additional accessories. Dimensions and weight are approximate and are subject to change.

TCOM LITE®

4 AND 5-STAGE HIGH-PRESSURE MOBILE BREATHING AIR RECHARGING SYSTEMS

If your needs do not require the amenities of the full-sized TCOM® look to the TCOM LITE®. Designed and manufactured by BAUER for the budget minded customer, the TCOM LITE® utilizes a multi-stage air-cooled compressor coupled to a water-cooled diesel engine (EPA Tier 4 compliant). Our aesthetically pleasing enclosure encompasses the compressor system from inclement weather and road debris and the heavy-duty frame provides a firm foundation for up to four air storage cylinders. The single axle design enhances mobility with most smaller vehicles.

- › **PRESSURE:**
6000 PSIG (414 BAR)
- › **CHARGING RATE:**
13 to 25.2 SCFM (368 to 714 L/MIN)
- › **POWER:**
18 to 27 HP (13.4 to 20 kW)



› TCOM LITE

F
I
R
E

STANDARD SCOPE OF SUPPLY

- › BAUER breathing air purification system with B-SECURUS
- › BAUER PLC based controller with four line text display
- › NEMA 4 rated electrical enclosure
- › Automatic condensate drain system with non-corrosive condensate reservoir and integrated float sensor and automatic “Full” indication and compressor shutdown
- › Two (2) 6000 PSIG UN code stamped air cylinders
- › NFPA 1901 2016 edition compliant 2 position containment fill station accommodates SCBA or SCUBA cylinders up to 31” overall length
- › Unique diesel drive system incorporating our exclusive automatic belt tensioning system
- › High gloss powder coat paint for a hard durable finish
- › Hydraulic surge brakes with breakaway actuator
- › Four (4) bank dual function cascade controls with air direction valve
- › Formed structural steel frame designed and built by BAUER
- › Hypalon® type cover protection for the operations panel and fill station
- › Refill port
- › **BAUER Gas-Tek™** CO monitoring system with calibration kit
- › 2” ball hitch

SYSTEM FOOTPRINT

DIMENSIONS L x W x H inches (mm)

- › 144” x 77” x 72” (3658mm x 1956mm x 1830mm)

WEIGHT pounds (kg)

- › 5400 lb (2450 kg)



AVAILABLE ACCESSORIES (FACTORY INSTALLED)

- › **Option Package A** - Spare tire with cover
- › **Option Package B** - 100 ft hose reel and interior lights
- › **Option Package C** - Lunette eye hitch
- › **Option Package D** - Two (2) additional 6000 PSIG UN code stamped air cylinders

TECHNICAL DATA

Model	Charging Rate ¹		Number of Stages	Motor		FAD ²	RPM	Purification System
	SCFM	L/MIN		HP	kW			
6000 PSIG (414 BAR)								
TCL-13H	13	368	4	18	13.4	10.8	1420	P5 B-SECURUS
TCL-25H	25.2	714	5	27	20	21	1300	P5 B-SECURUS

1) Based on recharging an 80 cubic foot tank from 500 to 3000 psig.
 2) Compressor capacity referenced to standard inlet conditions.
 Image shown with additional accessories. Dimensions and weight are approximate and are subject to change.

MOBILE PACKAGE

When your department requires the need for a mobile breathing air truck, look no further than BAUER. For 75-years, BAUER has been the industry leader in high pressure breathing air compressor systems. We start with critical components designed, engineered, and manufactured in our factories. Our sales & engineering staff work closely with your truck manufacturer of choice to ensure the entire system meets your department's critical needs. Your closest factory authorized BAUER Partner is brought into the equation to maximize customer satisfaction and support with the product after the truck has been delivered to you.



F
I
R
E

CUSTOM DESIGNED SYSTEM:

- › Up to 7,000 PSIG
- › 13 to 35 SCFM (368 to 1017 l/min) Charging Rate
- › 10 to 30HP (7.5 to 22kw)
- › Electric and diesel driven
- › UN and ASME air storage cylinders
- › Custom air flow control panels
- › NFPA 1901 Approved, 3rd Party Tested Containment Fill Stations
- › Proven performance with over 35 years of experience



STANDARD SCOPE OF SUPPLY

- › Skid mounted BAUER multi-stage air-cooled compressor.
- › BAUER breathing air purification system with B-SECURUS electronic moisture monitoring system.
- › BAUER B-drain automatic condensate drain system with integral skid mounted collection reservoir
- › **BAUER Gas-Tek™** CO monitoring system with calibration kit
- › BAUER PLC based controller with 7" color HMI touchscreen display
- › NEMA 4 rated electrical enclosure with UL® listed control panel
- › Single Phase & Three Phase Electrical Motor Voltage options
- › Soft start electronics to reduce initial start-up load on the truck mounted generator system
- › Compressor low oil pressure and high temperature safety shutdowns
- › Emergency stop push button
- › Stainless steel interconnecting piping
- › Air Storage Refill Port

AIR STORAGE OPTIONS:

- › UN DOT cylinders are rated to 6000 PSIG working pressure
- › 10 Year retest requirement for UN/ISO Cylinders.
- › ASME coded cylinders rated to 7000 PSIG working pressure (3:1 structural safety factor)
- › Safety Relief Valve installed on each ASME Cylinder along with moisture drain valve
- › All Cylinders are pre-piped with stainless steel tubing within compressor skid package
- › Cylinders can be shipped loose for custom installation within truck body

BAUER CFS5.5® FILL STATIONS:

- › Designed & Tested to meet NFPA 1901 2016 Edition Standards
- › BAUER CFS5.5® fill stations were tested & passed a 5500 PSIG SCBA rupture with 110 cu ft cylinder
- › Our standard fill stations can be supplied in a single, two, or three position configurations
- › Dual two & three position fill stations are popular with larger fire departments
- › Can accommodate many sized steel & Aluminum Dive Tanks
- › Remote Mounted HMI Compressor Controls are integrated into our fill station control panels
- › Top or Side Mounted DUAL Function Cascade Control Panels
- › Air selector valve to select filling "From Compressor / Fill From Storage"
- › ABS Risers located in each fill position to ensure proper height of SCBA cylinder within Fill Station
- › Custom Fill Control Panels to include High Pressure & Low-Pressure Hose Reel Controls



CFS5.5[®]

CONTAINMENT FILL STATIONS FOR AIR AND OXYGEN

Choose from a complete line of containment fill stations suitable for SCBA or SCUBA cylinders. Whether you need a 3, 2 or single-position fill station, be assured each model was proof tested by an independent lab to safely contain fragments of a ruptured 5500 PSIG 110 cu. ft. SCBA cylinder at maximum operating pressure in accordance with the 2016 Edition of NFPA 1901. Ask about our custom options to tailor a model to your specific requirements.

› FILL POSITIONS:

- One, two, or three
- Mobile or Stationary

› CUSTOM DESIGNED SYSTEM:

- Dual function cascade controls (2 or 3 position)
- Remote fill outlets



› CFS5.5-3S



› CFS5.5[®]-3S

Shown with Cascade controls and regulated remote fill

STANDARD SCOPE OF SUPPLY

- › Complete with cylinder scuff guard, SCBA fill connection, fill hose and bleed valve
- › Fill control panel with adjustable regulator, relief valve, manual control valve and pressure gauge for each fill position (“S” version only)
- › CFS5.5® “M” versions designed for use with remote air distribution panel
- › Mounting base is standard on “S” version and optional on “M” version
- › Convenient door handle actuation
- › Bottom venting
- › Reduced footprint



› CFS5.5®-1S



› CFS5.5®-2S



› CFS5.5®-2S/ CSCD/RF/Reg



› OXY-2S*

SYSTEM FOOTPRINT

CFS5.5®-1S & OXY-1S:

DIMENSIONS L X W X H inches (mm)

- › 18" x 21" x 55" (457mm x 533mm x 1397mm)

WEIGHT pounds (kg)

- › 433 lb (196 kg)

CFS5.5®-1M & OXY-1M:

DIMENSIONS L X W X H inches (mm)

- › 18" x 21" x 39" (457mm x 533mm x 990mm)

WEIGHT pounds (kg)

- › 360 lb (163 kg)

CFS5.5®-2S & OXY-2S:

DIMENSIONS L X W X H inches (mm)

- › 30" x 21" x 57" (762mm x 533mm x 1448mm)

WEIGHT pounds (kg)

- › 670 lb (304 kg)

CFS5.5®-2M & OXY-2M:

DIMENSIONS L X W X H inches (mm)

- › 30" x 21" x 39" (762mm x 533mm x 990mm)

WEIGHT pounds (kg)

- › 550 lb (249 kg)

CFS5.5®-3S:

DIMENSIONS L X W X H inches (mm)

- › 41" x 21" x 57" (1041mm x 533mm x 1448mm)

WEIGHT pounds (kg)

- › 905 lb (411 kg)

CFS5.5®-3M:

DIMENSIONS L X W X H inches (mm)

- › 41" x 21" x 39" (1041mm x 533mm x 990mm)

WEIGHT pounds (kg)

- › 740 lb (336 kg)

*All components in Oxygen stream are Oxygen cleaned in compliance with A.S.T.M. Standard G-93.

Dimensions and weight are approximate and are subject to change. Images shown with additional accessories.

AIR STORAGE

UN AND ASME STORAGE SYSTEMS

BAUER high pressure air storage systems meet the code requirements of both the United Nations Model Regulations and the American Society of Mechanical Engineers. Storage cylinders and storage systems are offered for 5000, 6000 and 7000 PSIG applications. Optional mounting racks are available.

› PRESSURE:

5000 PSIG (345 BAR)

6000 PSIG (414 BAR)

7000 PSIG (476 BAR)

› CONFIGURATION:

Vertical

Horizontal

› STORAGE:

Bulk

Bank

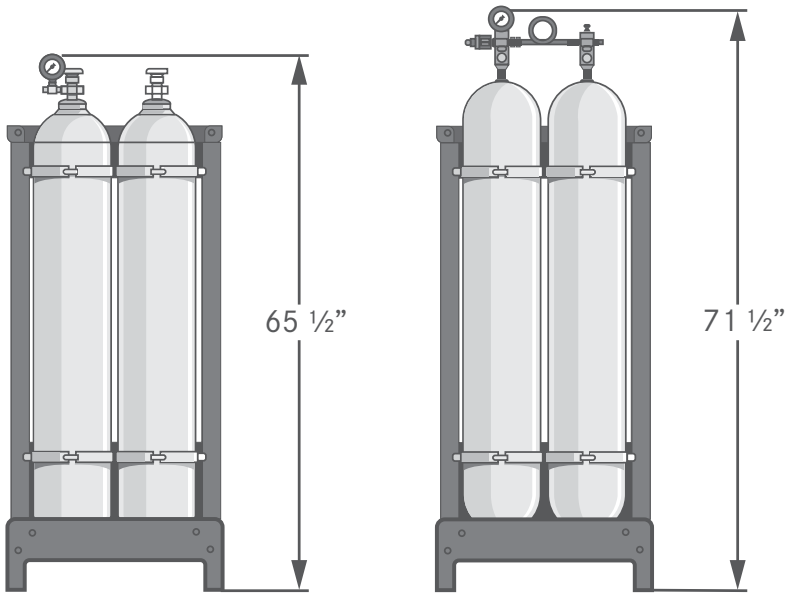


› UN STORAGE



› ASME STORAGE

REFERENCE ASY-0759 FOR VERTICAL CONFIGURATIONS
AND ASY-0758 FOR HORIZONTAL CONFIGURATIONS

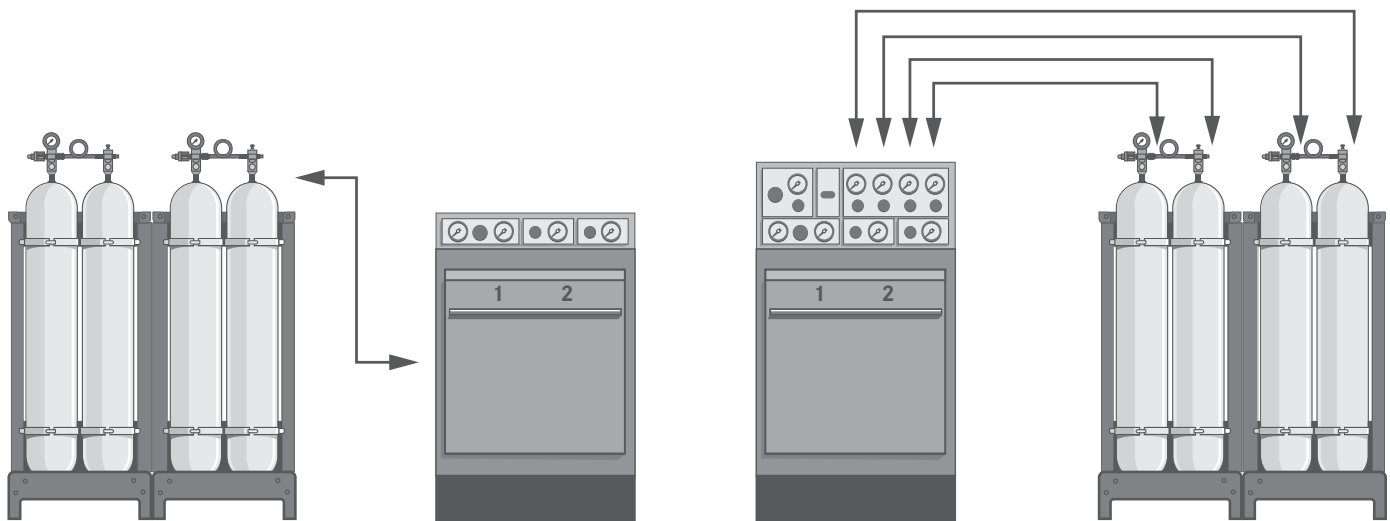


Model	Weight 2-Cylinder Rack	
	lbs	kg
UN 5000	475	215
UN 6000	525	238
ASME	935	424

› UN STORAGE

› ASME STORAGE

TYPICAL SYSTEMS SHOWN BELOW

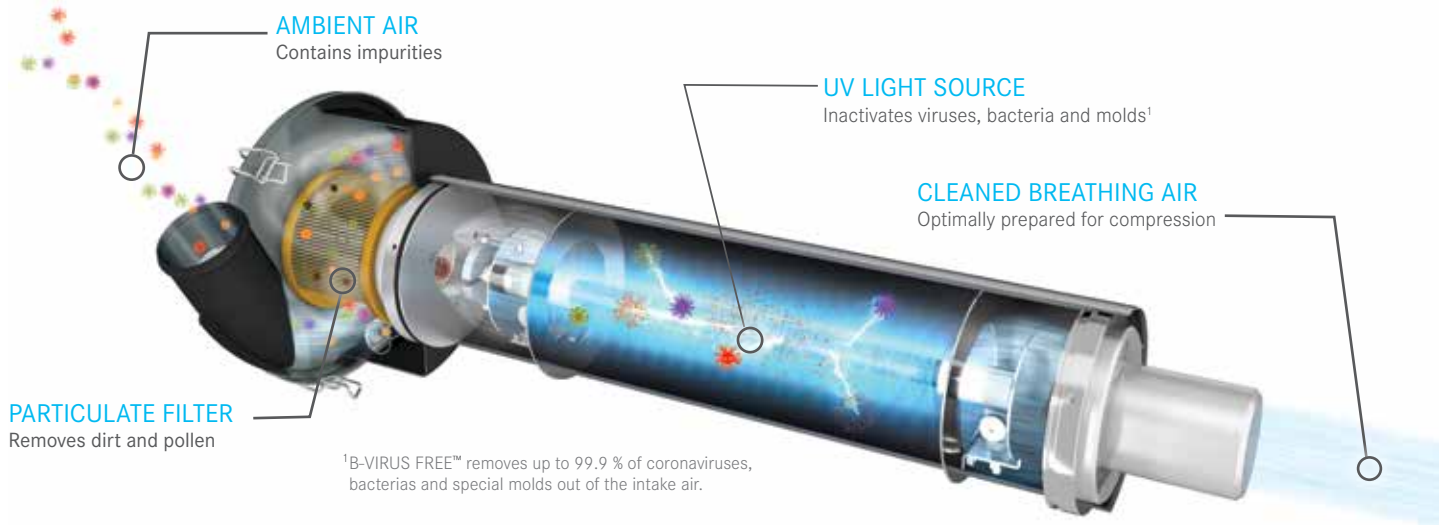


› BULK STORAGE SYSTEM
ASME 4/BANK

› FOUR BANK CASCADE STORAGE SYSTEM
ASME 4/BANK/1-1-1-1

A

BAUER B-VIRUS FREE™ COMPRESSOR INTAKE AIR FILTRATION SYSTEM FOR SAFETY WITHOUT COMPROMISE



PROTECTING YOUR HEALTH IS OUR NUMBER ONE PRIORITY

Science has shown that viruses and bacteria can spread rapidly over great distances through aerosol dispersion. Mixed in the ambient air, they can pass through any commercially available standard air purification system which is part of the typical breathing air compressor system. Even the high temperatures and pressures of a typical high-pressure breathing air compressor have little effect on viruses and bacteria because of their short-duration exposure to the process.

The new BAUER B-VIRUS FREE™ breathing air filtration system (patent-pending) inactivates up to 99.9% of viruses including coronaviruses, bacteria, and molds at the air intake section of your BAUER breathing-air-compressor. The system is designed to protect firefighters, divers, hazardous-location-workers, military personnel, or anyone who breathes compressed breathing air through SCBA or SCUBA cylinders.



INTAKE PARTICULATE FILTER

Underpressure in the compressor draws in air through the intake filter opening. Normal dust particles and even pollen are removed from the air by the intake filter.



CONTROL AND DISPLAY

The control unit of the B-VIRUS FREE™ protective filter system monitors functions and controls the UV light source. Operational status information is provided by visual (LED) and acoustic signals.



UV PURIFICATION

The specially designed UV light source emits high-energy UVC radiation that destroys the molecular bonds in the DNA of bacteria and molds and in the RNA of viruses. This prevents the pathogens from reproducing.



CONNECTION TO COMPRESSOR

The B-VIRUS FREE™ protective filter system is connected to a specially sealed intake hose, which eliminates any potential new contamination from leaks between the protective filter and the compressor block.



OZONE FREE

The B-VIRUS FREE™ filter system produces no harmful ozone.

EFFECTIVE INACTIVATION OF CORONA VIRUSES, BACTERIA AND MOLDS

Free of chemicals and ozone, the B-VIRUS FREE™ system uses a specially designed UVC light source to destroy the pathogens before the intake air section of the compressor. The highly effective wavelength in the B-VIRUS FREE™ system is absorbed by the pathogens' DNA, where the photons destroy the bonds between the DNA strands of the viruses, bacteria, and mold spores and effectively prevent them from reproducing.

LOW MAINTENANCE, LOW OPERATING COSTS

The B-VIRUS FREE™ compressor intake air filter system has long maintenance intervals to keep operating costs down. The filter does not require replaceable filter cartridges. The UVC light source has an extremely long service life of approx. 2,000 hours and is simple to replace.

EASY INTEGRATION INTO YOUR BAUER COMPRESSOR SYSTEM

The B-VIRUS FREE™ compressor air intake filter system can be ordered for any new model BAUER VERTECON®, VERTICUS®, BAUER LEGACY™, and UNICUS® 4S & 4i breathing air compressor systems. B-VIRUS FREE™ will also be available as a retrofit kit for older BAUER breathing air compressor systems.



› VERTECON®
The B-VIRUS FREE™ system shown integrated into the BAUER VERTECON® Breathing Air Compressor System

A

TECHNICAL DATA

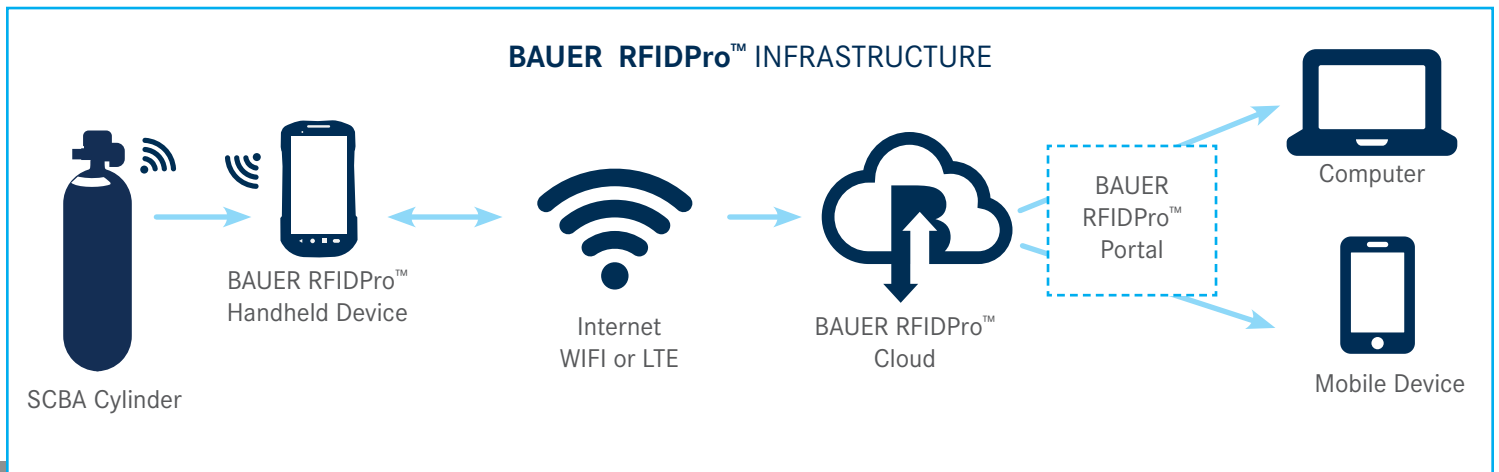
B-VIRUS FREE™	
	Values
APPLICATION	
Pressure Range	Atmospheric Intake Air
Compressor Charge Rate Range	3.5-30 scfm (100 - 850 l/min)
FUNCTIONS	
Required Warm-Up Time	60 secs
Visual Indicators	Warm-up/Normal/Fault
Audible Signal	in case of fault
TECHNICAL DATA	
Permissible operating temperature range	+41°F(+5°C) to +105°F (+40°C)
Operating voltage	110/220 volts, ac, single phase (60/50Hz)
UV lamp service life	2,000 hrs or every 2 years
Weight filter unit	approx. 17.5 lbs (7kg)
Weight control box	approx. 12.5 lbs (5kg)
Dimensions W x D x H	36x10x18 in (905x250x450 mm)

The B-VIRUS FREE™ filter eliminates up to 99.9% of coronaviruses, bacteria and certain molds from intake air.

BAUER RFIDPro™

The BAUER RFIDPro™ SCBA Cylinder Management System is a subscription service which provides Fire Departments with a system designed to improve the safety of the SCBA cylinder filling process as well as provide compliance with all of the governmental reporting requirements such as NFPA-1989 and OSHA-1910.134 associated with the cylinder management process.

The system also serves as a powerful inventory management tool, helping fire departments identify the status and track the location of their entire SCBA cylinder inventory in real-time.



STANDARD FUNCTIONALITY

BAUER RFIDPro™ HANDHELD DEVICE

- › Allows new SCBA cylinder registration through the BAUER RFIDPro™ handheld device or directly through the BAUER RFIDPro™ customer portal
- › Guides the cylinder fill operator through the entire SCBA cylinder fill process to assure that all required steps are followed in sequence and performed in a safe manner
- › Alerts the cylinder fill operator if an SCBA cylinder is expired, past due on hydro testing or inactive due to failed inspection.
- › Sends push and e-mail notifications to responsible fire department personnel in advance of cylinder expiration or hydro past due date as well as when a cylinder fails inspections
- › Automatically logs every aspect of the SCBA cylinder fill process and documents all required NFPA-1989 criteria including time and date stamp, operator ID, cylinder inspection process and recorded fill pressure
- › Allows for “Guest Fill” logging of cylinders which are the property of another fire department

- › Handheld device can read both bar code and RFID tags. BAUER provides an RFID tag retrofit kit for cylinders which do not have embedded RFID tags. There is no limit to the number of SCBA cylinders or decentralized locations
- › Standard WIFI or optional LTE connectivity provides real-time communications with the BAUER RFIDPro™ Cloud
- › Offline functionality allows recording of data when WIFI or LTE signal is not available

BAUER RFIDPro™ CLOUD

- › Provides all required documentation and reports required by NFPA-1989 and OSHA-1910.134
- › Easy-to-use customer portal provides full administrative functionality including complete SCBA inventory management and reporting
- › Secure cloud-based data storage unique to each customer assures data integrity and compliance with data retention requirements. SSL data communication encryption between the RFIDPro™ server and client along with SHA-256 password encryption with optional two-factor password authentication provide the latest in state-of-the art network security



1 The BAUER RFIDPro™ handheld device performs all of the required functions in the field pertaining to the fill process

2 SCBA cylinder management is made easy through the user-friendly BAUER RFIDPro™ customer portal

SYSTEM BENEFITS

- › Assures fire department compliance with NFPA-1989 and OSHA-1910.134 associated with the SCBA cylinder fill documentation requirements
- › Facilitates 100% data accuracy by automatically recording and uploading all SCBA fill data to the cloud thus eliminating errors through manual data entry
- › Allows fire department administrators keep track and manage every aspect of their valuable SCBA cylinders in real-time including cylinder expirations, hydrotesting and repairs
- › Increases fire department personnel safety and efficiency by guiding them through the proper fill process and eliminating the workload associated with manually logging SCBA fills and inspections
- › Greatly reduces liability for fire departments associated with no or incomplete records, erroneous data or unsafe SCBA filling



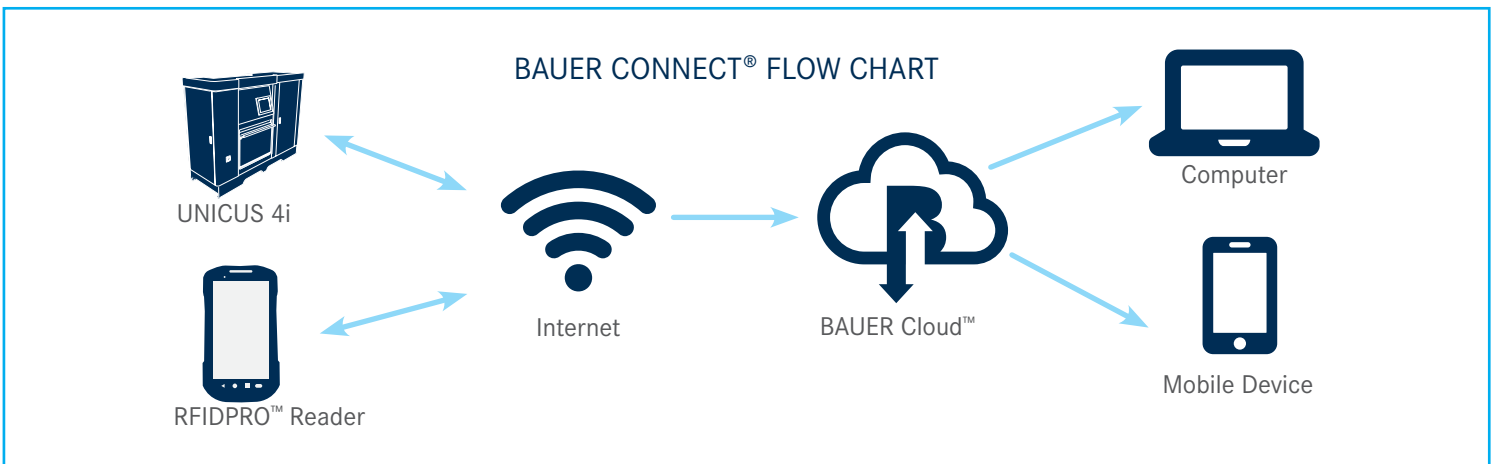
BAUER CONNECT® REMOTE TELEMETRY AND CONTROL VIA MOBILE APP

In today's age of technology, the saying "time is money" is often heard. Within the firefighting industry, time could mean someone's life. With your job, time is a resource that is often not addressed. What can be done to save you time, give you peace of mind and allow you more time to do what matters most? Introducing BAUER CONNECT® - IoT Solutions for Firefighting – our all-in-one, mobile telemetry solution for optimal ease-of-use and efficiency. For the first time, you can view your SCBA fill data logs, get notifications about your compressor and see and or control your BAUER compressor all under one app. The best part about BAUER CONNECT® is its ability to be tailored to fit your station's needs.

Security Features:

- ▶ Multiple logical & physical security layers
- ▶ Privilege and separation rights
- ▶ AI/ML threat assessment & analysis
- ▶ Transport layer encryption and encryption at rest
- ▶ Extensive logging and monitoring of network, system and application events

BAUER CONNECT® – Connection that matters.



Available on



To sign up and register go to Signup.Bauer-Connect.com

BAUER CONNECT® FUNCTIONS OVERVIEW



BAUER REPORTS

BAUER Reports is a function that generates custom reports tailored to the specific needs of the customer.

SCBA Management Report

- › Generate a report per NFPA 1989 data logging requirements
- › Show when your cylinders were last filled and by who etc.
- › Fill Status Warning: Lists the SCBA the cylinder in inventory that have not been filled within the year
- › Fill activity: Lists the SCBA cylinders serial number, Person filling, RFID serial, cylinder pressure and dates of fill
- › Personnel: List or edit admin, users with privilege to log in to BAUER CONNECT®

Compressor Reports

- › Temperature Trendline Report: Reports ambient temperature as well as temperature of every stage in the compressor



BAUER REMOTE HMI

- › Live connect and remotely control any BAUER compressor(s) in your station
- › Secure log-ins - Only approved team members can access and control your compressor system
- › Saves time and money with instant control no matter your location



MOBILE DASHBOARDS

- › Quick reference of all of your BAUER compressors at your fingertips
- › Does not require password validation every time app is used
- › Total visual without the Remote HMI control capability (view-only option)
- › Dashboards can be customized to specific customer needs



NOTIFICATIONS

- › Fault on machine
- › Out of Date or Expired SCBA or SCUBA Cylinders
- › Text, email or push notification alarm(s)
- › Allows for instant, proactive steps to be taken if needed



BAUER PREDICTIVE ANALYTICS

The BAUER Predictive Analytics capability provides a new proactive dimension to perpetually maintaining customers' compressor systems at peak conditions with minimum downtime. BAUER's Predictive Analytics algorithm uses artificial intelligence to analyze the collected breathing air system information on the BAUER Cloud to predict upcoming maintenance requirements and preventive actions to avoid unplanned shutdowns.



Key Features:



Compressor Features



BAUER Cloud™ RFID Features

QUICK REFERENCE GUIDE

Model	Block	ACD	Gauges	Purification	Visual CO/ Moisture IND	Fill Assembly	Electrical Start	Hourmeter	Working Pressure
DIVE MATE™ BASE									
DMT08-E1/E3	IK120II	–	–	P31	S	0	–	S	5000 PSIG
DMT08-GK	IK120II	–	–	P31	S	0	–	S	5000 PSIG
DMT08-DH	IK120II	–	–	P31	S	0	–	S	5000 PSIG
DMT10-E1/E3	IK12.14II	–	–	P31	S	0	–	S	6000 PSIG w/P41
DMT10-GK	IK12.14II	–	–	P31	S	0	–	S	6000 PSIG w/P41
DIVE MATE ELITE									
DMT08-E1/E3	IK120II	S	S	P31	S	0	–	S	5000 PSIG
DMT08-GK	IK120II	S	S	P31	S	0	S	S	5000 PSIG
DMT08-DH	IK120II	S	S	P31	S	0	S	S	5000 PSIG
DMT10 -E1/E3	IK12.14II	S	S	P31	S	0	–	S	6000 PSIG w/P41
DMT10-GK	IK12.14II	S	S	P31	S	0	S	S	6000 PSIG w/P41

Model	Block	ACD	Gauges	Purification	Securus	CO Mon	H ₂ S Mon	Fill Assembly	Electric Start	Working Pressure
VERTECON®										
VEC05-E1/E3	IK100-420	S	S	P2	0	0	0	0	–	6000 PSIG
VEC08-E1/E3	IK120II	S	S	P31	w/P2	0	0	0	–	5000 PSIG
VEC10-E1/E3	IK12.14II	S	S	P2	0	0	0	0	–	6000 PSIG
VEC13-E1/E3	IK12.14II	S	S	P2	0	0	0	0	–	6000 PSIG
VEC18-E1/E3	IK15.11II	S	S	P5	0	0	0	0	–	6000 PSIG
VEC20-E1/E3	IK150II	S	S	P5	0	0	0	0	–	5000 PSIG
VEC25-E1/E3	IK18.11I	S	S	P5	0	0	0	0	–	6000 PSIG
VEC26-E1/E3	IK180II	S	S	P5	0	0	0	0	–	5000 PSIG
OPEN DESIGNS										
K42-E3/42V-E3	IK22.0	S	S	P10	0	0	0	–	–	5000 PSIG
K60-E3	IK23.0	S	S	P12S	S	0	0	–	–	5000 PSIG
K80-E3	IK25.0	S	S	P14S	S	0	0	–	–	5000 PSIG
K145-E3	IK28.0	S	S	P14S	S	0	0	–	–	5000 PSIG
H35-E3/35V-E3	IK22.42	S	S	P10S	S	0	0	–	–	6000 PSIG
H80-E3	IK25.9	S	S	2x P10S	S	0	0	–	–	6000 PSIG
H96-E3	IK25.18	S	S	2x P10S	S	0	0	–	–	6000 PSIG
ENGINE DRIVEN										
H13-D	IK12.14II	S	S	P2S	S	0	0	–	S	6000 PSIG
H18-D	IK15.11II	S	S	P5S	S	0	0	–	S	6000 PSIG
K20-D	IK150II	S	S	P5S	S	0	0	–	S	5000 PSIG
H25-D	IK18.11I	S	S	P5S	S	0	0	–	S	6000 PSIG
K26-D	IK180II	S	S	P5S	S	0	0	–	S	5000 PSIG
H35-D	IK22.42	S	S	P10S	S	0	0	–	S	6000 PSIG
K42-D	IK22.0	S	S	P10S	S	0	0	–	S	5000 PSIG
K60-D	IK23.0	S	S	P12S	S	0	0	–	S	5000 PSIG

Model	Block	ACD	Gauges	Purification	Securus	CO Mon	H ₂ S Mon	Fill Assembly	Electric Start	Working Pressure
VERTICUS®										
VAC5-E1/E3	IK100-420	S	S	P2S	S	0	0	—	—	6000 PSIG
VAC8-E1/E3	IK120II	S	S	P2S	S	0	0	—	—	6000 PSIG
VAC10-E1/E3	IK12.14	S	S	P2S	S	0	0	—	—	6000 PSIG
VAC13-E1/E3	IK12.14	S	S	P2S	S	0	0	—	—	6000 PSIG
VAC18-E3	IK15.11II	S	S	P5S	S	0	0	—	—	6000 PSIG
VAC20-E3	IK180II	S	S	P5S	S	0	0	—	—	5000 PSIG
VAC25-E3	IK18.1II	S	S	P5S	S	0	0	—	—	6000 PSIG
VAC26-E3	IK12.180	S	S	P5S	S	0	0	—	—	5000 PSIG

Model	Block	Gauges	Purification	Storage Type	Storage Quantity	Add'l Storage	CO Mon	H ₂ S Mon	Remote Fill	Hose Reel	Working Pressure
VERTICUS PLUS™ AND UNICUS® 4											
VT-P 05-E1/E3	IK100-420	S	P2S	UN	2	—	0	0	0	0	6000 PSIG
VT-P 08-E1/E3	IK120II	S	P2S	UN	2	—	0	0	0	0	6000 PSIG
VT-P 10-E1/E3	IK12.14II	S	P2S	UN	2	—	0	0	0	0	6000 PSIG
VT-P13-E1/E3	IK12.14II	S	P2S	UN	2	—	0	0	0	0	6000 PSIG
UN 4/10-E1/E3	IK12.14II	S	P2S	ASME	2	0	0	0	0	0	6000 PSIG
UN 4/13-E1/E3	IK12.14II	S	P2S	ASME	2	0	0	0	0	0	6000 PSIG
UN 4/18-E1/E3	IK15.11II	S	P5S	ASME	2	0	0	0	0	0	6000 PSIG
UN 4/20-E1/E3	IK180II	S	P5S	ASME	2	0	0	0	0	0	5000 PSIG
UN 4/25-E1/E3	IK18.1II	S	P5S	ASME	2	0	0	0	0	0	6000 PSIG
UN 4/26-E1/E3	IK1180II	S	P5S	ASME	2	0	0	0	0	0	5000 PSIG

S standard O optional — option not available

A

PARTS



OEM PARTS WARRANTY



RAPID DELIVERY

QUALITY AND RELIABILITY

Our factory-original replacement parts assures you that when maintenance or repair is performed, you are restoring the unit to its original specifications and performance.

1. Purification
2. Gaskets and Seals
3. Lubricants
4. Fill Hose and Assemblies
5. Valves
6. Air Intake Filters
7. All 10,000+ Parts



COMPATIBILITY

We configure our designs with interchangeability and our end user in mind. You can count on parts being available for all BAUER models.

PartsSales@BauerComp.com or 1-(844)-500-5822

TRAINING



ON SITE/OFF SITE TRAINING



FACTORY TRAINED TECHS

BAUER COMPRESSORS INC. offers a variety of on site & off site Training Schools. Our on site classes are held at our BAUER Training Facility and are taught by the same people that help manufacture, test and service our products. From electrical systems to hands-on break downs, we cover all areas of compressor operation.

TRAINING TOPICS

Basic mechanical theory, control system theory (electric and pneumatic) along with troubleshooting for all BAUER systems.

Class schedule and course registration at:

www.BauerCustomerTraining.com



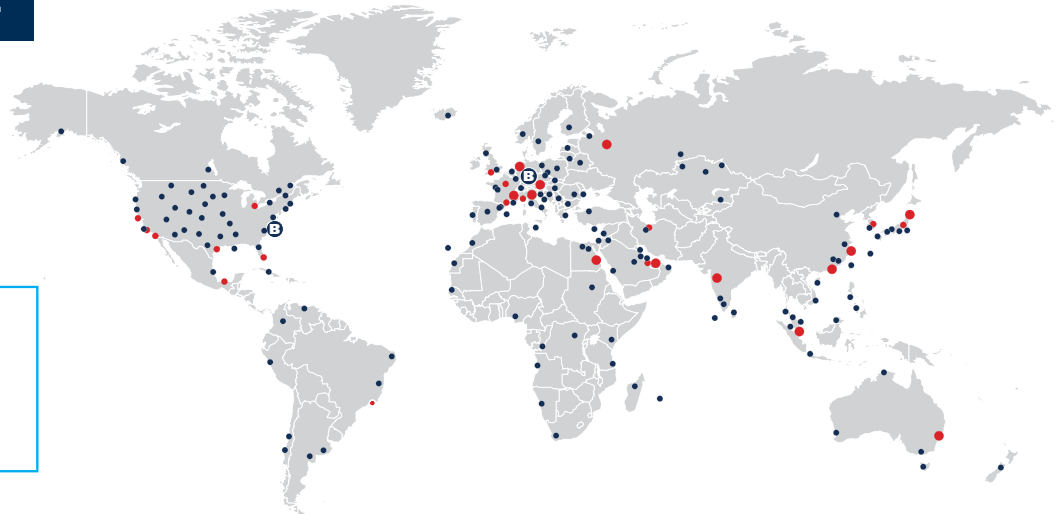
GLOBAL SERVICE



GLOBAL SERVICE REACH



FACTORY TRAINED TECHS



- B** BAUER Germany & BAUER Norfolk
- BAUER Branches
- BAUER Service Centers/Distributors

SERVICE AND SUPPORT

Our compressors are designed with you in mind. Easy to use manuals guide you through clear, mechanically accessible repairs. Our worldwide distribution network was developed to assist in after-sales support, along with product and maintenance parts assistance.

FROM THE SOURCE

BAUER COMPRESSORS INC., is certified with **ISO 9001:2015** quality processes providing you with confidence that cannot be duplicated by sub-standard after-market parts and service.



BAUER HELPDESK



24-7 PHONE TECH SUPPORT




LIFECYCLE PERFORMANCE

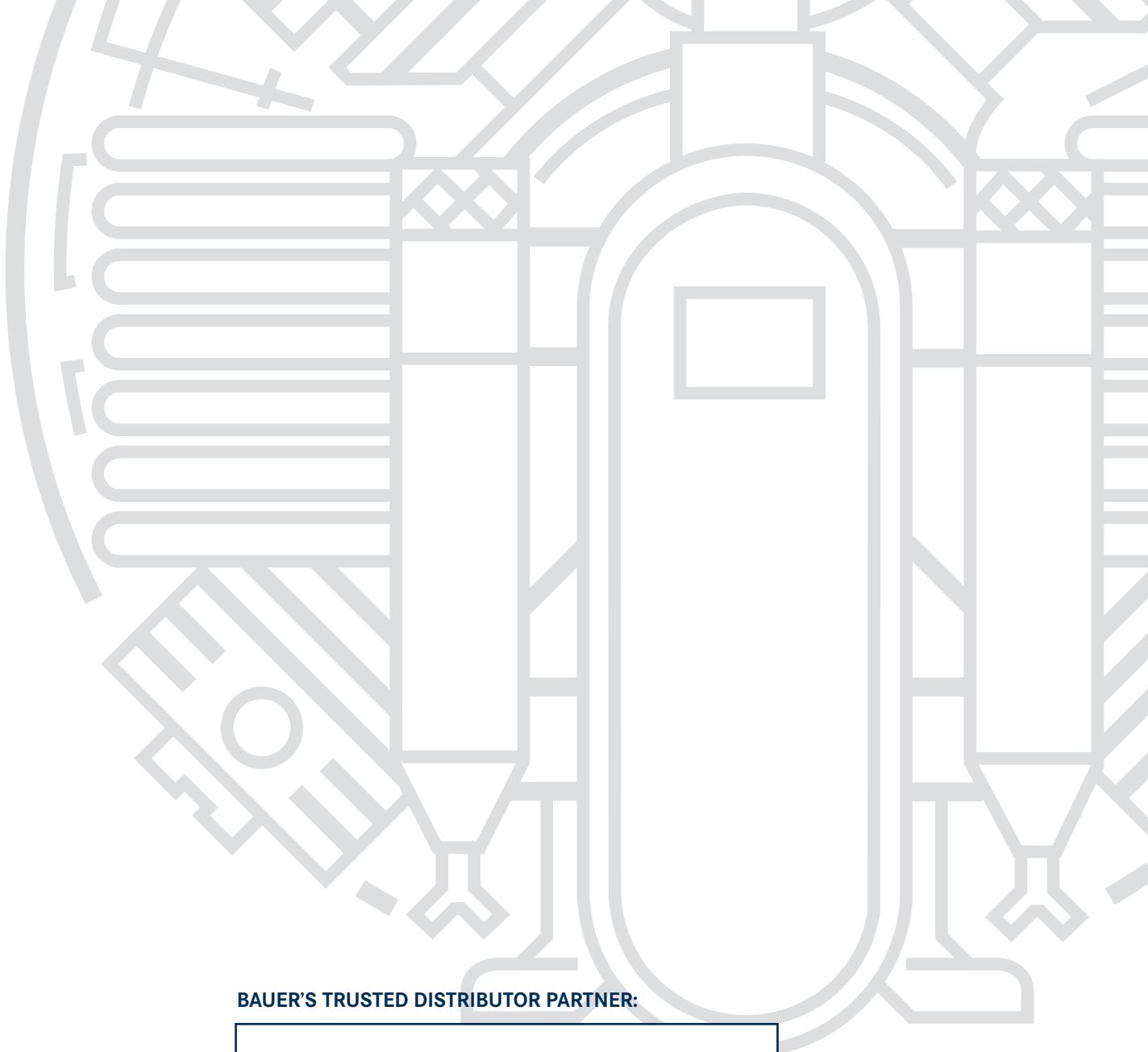
MECHANICAL & ELECTRICAL

Total customer satisfaction is our top priority. BAUER provides 24-7 phone tech and **troubleshooting** support at our BAUER Helpdesk. Our support continues throughout our warranty period and beyond.

>>> For BAUER Helpdesk please email:
CustomerService@BauerComp.com
 or call at:
1-(844)-500-5822



C
S



BAUER'S TRUSTED DISTRIBUTOR PARTNER:



U.S. HEADQUARTERS:
BAUER COMPRESSORS, INC.
1328 Azalea Garden Road
Norfolk, VA 23502
Tel. +1 (757) 855-6006
Fax +1 (757) 857-1041
SLS@BauerComp.com
www.BauerComp.com

U.S. BRANCHES:
BAUER MIAMI
Tel. +1 (954) 746-2504
Fax +1 (954) 746-2510
BFLSales@BauerComp.com

BAUER SAN FRANCISCO
267 East Airway Boulevard
Livermore, CA 94551
Tel. +1 (925) 449-7210
Fax +1 (925) 449-7201
BauerSF@BauerComp.com

BAUER NORTHEAST
2124 State Route 89
Seneca Falls, NY 13148
Tel. +1 (315) 568-5520
Fax +1 (315) 568-5520
Tim.Burgess@BauerComp.com

1146.03.21.2000AP

Subject to technical changes

www.BauerBreathingAir.com